



**To: Jess Morales, Care In Action**  
**From: Change Research**  
**Date: May 20, 2020**  
**Re: Care In Action Poll on HEROES Act**

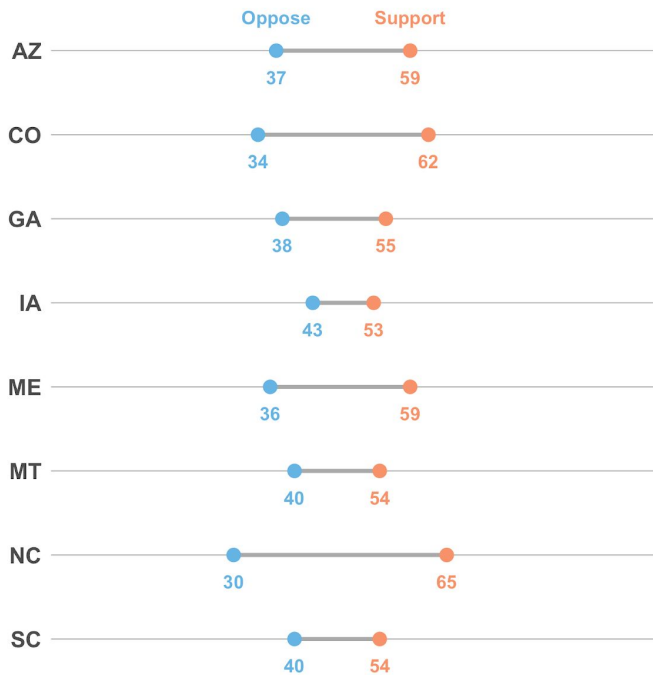
## Key Findings

A poll from Change Research of 4,116 registered likely voters in 8 Senate swing states (AZ, CO, GA, IA, ME, MT, NC, SC) and 1,110 registered likely voters in 42 frontline congressional districts<sup>1</sup> shows that overall, voters support the HEROES Act. Voters in these 8 states want aid allocated to state and local governments for essential services, jobs, and schools, benefits and protections for essential workers, and public health initiatives including testing and treatment.

### Support for HEROES Act

*The U.S. House of Representatives just passed a \$3 trillion coronavirus relief package, known as the HEROES Act, which provides state and local aid, support for essential workers, unemployment insurance, one time cash payments to taxpayers, and other measures. Do you support or oppose the HEROES Act?*

In all 8 Senate battleground states, the majority of voters approve of the HEROES Act. In 7 out of 8 battleground Senate states, this majority consists of both Democrats *and* true Independents who don't lean towards either party. Only Republican voters are strongly opposed.



Source: Change Research Survey, May 18-19, 2019

### Support/Oppose by Party

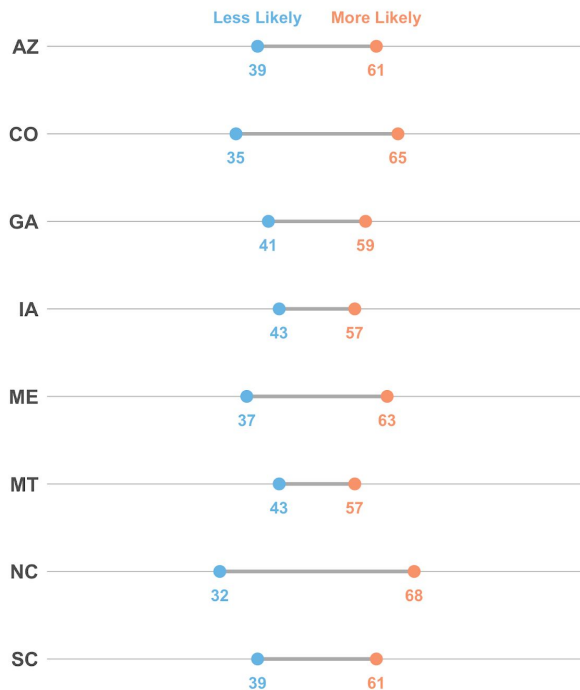
	Dem	Ind	GOP
<b>AZ</b>	94 - 5	62 - 31	25 - 69
<b>CO</b>	96 - 3	43 - 47	24 - 70
<b>GA</b>	92 - 4	52 - 42	12 - 80
<b>IA</b>	91 - 6	--*	21 - 74
<b>ME</b>	93 - 3	60 - 29	25 - 81
<b>MT</b>	93 - 2	51 - 40	25 - 67
<b>NC</b>	95 - 3	58 - 30	38 - 57
<b>SC</b>	91 - 3	--*	28 - 67

\*samples too small to give valid estimates.

<sup>1</sup> Using its Dynamic Online Sampling Engine to attain a sample reflective of the electorate, Change Research polled 4,116 people from May 18-19, 2020 in 8 Senate swing states (AZ, CO, GA, IA, ME, MT, NC, SC) and 1,110 people from May 18-20, 2020 in 42 frontline congressional districts. The margin of error as traditionally calculated ranges from 3.6 % to 4.2 % depending on the state and 2.5 for the congressional district sample. Post-stratification weighting was performed on age, gender, race/ethnicity, education, region, and 2016 presidential vote. Weighting parameters were based on voter file data, and 2016 presidential results were based on numbers released by the Secretaries of State.

## 2020 Voting & HEROES Act Support

How likely are you to vote for a member of Congress or Senator who supports the HEROES Act?



Source: Change Research Survey, May 18-19, 2019

## Voters across Senate battleground states also report that they are more likely to vote for an elected official who supports the HEROES Act.

Democrats and Independents in all 8 states report being more likely to vote for someone who supported the HEROES Act.

### 2020 Vote & HEROES Act by Party

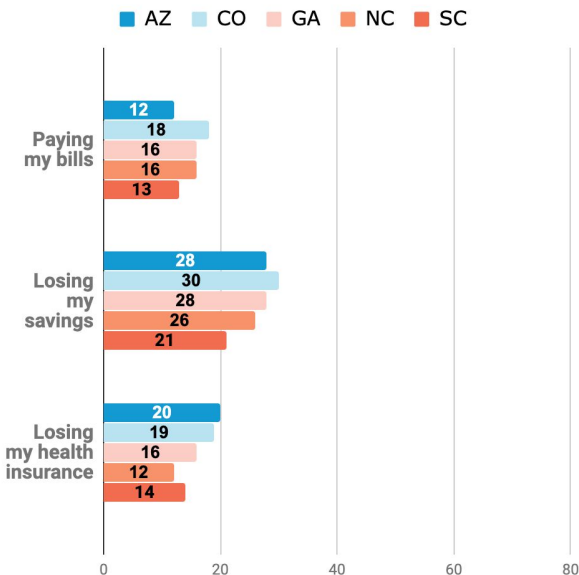
	Dem	Ind	GOP
<b>AZ</b>	99 - 1	64 - 36	22 - 78
<b>CO</b>	95 - 5	55 - 45	30 - 70
<b>GA</b>	97 - 3	59 - 41	11 - 89
<b>IA</b>	96 - 4	--	25 - 75
<b>ME</b>	99 - 1	66 - 34	27 - 74
<b>MT</b>	98 - 2	66 - 34	27 - 73
<b>NC</b>	98 - 21	69 - 31	37 - 63
<b>SC</b>	95 - 5	--	33 - 67

\*samples too small to give valid estimates.

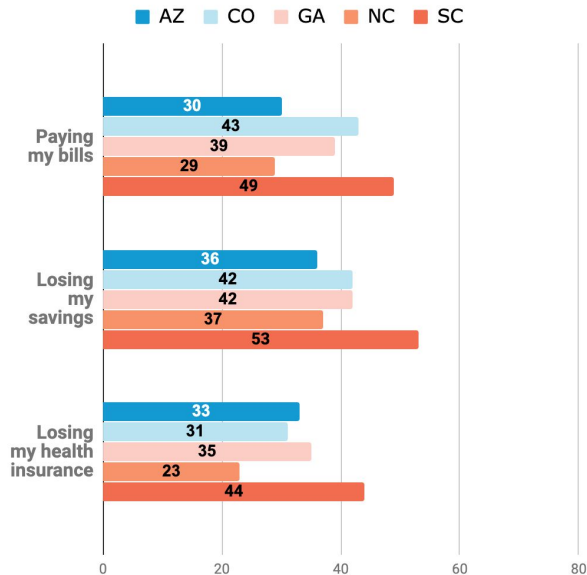
**Voters express concern about fallout from budget cuts that the legislation seeks to remedy.** When we asked, “How concerned are you about the potential for budget cuts to programs that invest in the health, education, and safety of America’s children as a result of the likely recession and growing federal debt?”, the most common response was “extremely concerned” (38-51%). Most voters in these 8 states and districts (61-68%) support the proposed \$1 trillion in aid to local governments to replace lost revenue, maintain public services, and avoid cutting jobs, and most voters in these 8 states (51-57%) want “a great deal of aid” allocated to nutritional programs to ensure children don’t go hungry.

**On several measures, voters of color report 2-3 times as much concern about the economic impacts of the crisis as white voters.** Some of the top concerns include paying the bills, the prospect of losing one’s savings, and the prospect of losing one’s health insurance.

**% white voters who are "very concerned" about:**



**% voters of color who are "very concerned" about:**



## Provisions in HEROES Act

### People, Not Corporations

**Voters want government aid to go to people, not corporations.** We asked voters how much government aid they thought should be devoted to various groups, and when it comes to large corporations, between 45-64% of voters across 8 Senate states and congressional districts believe that large corporations should receive no aid at all; another 24-36% of voters believe they should receive “a little bit of aid.” Only 8-20% of these voters believe large corporations should receive a moderate to great deal of aid. By contrast, 45-51% of these voters want to see “a great deal of aid” allocated to small business owners.

### Aid to State & Local Governments

**Voters want aid allocated to state and local governments for essential services, jobs, and schools.** In Senate battlegrounds and congressional districts, 37-48% of voters want to see a “great deal of aid” allocated to schools and education; another 34-48% want to see “a great deal of aid” allocated to state and local governments to support essential services and avoid cutting jobs.

### Student Loan Debt

**Voters support pausing student loan debt payments but are less enthusiastic about loan forgiveness.**

64-72% of Senate battleground voters and 75% of voters in frontline congressional districts support suspending student loan payments until September 2021 (37-49% *strongly* support). However, only 22-32% of these voters think “a great deal of aid” should go towards student debt relief. 44-59% support federal and private student loan forgiveness (29-39% *strongly* support).

## Public Health

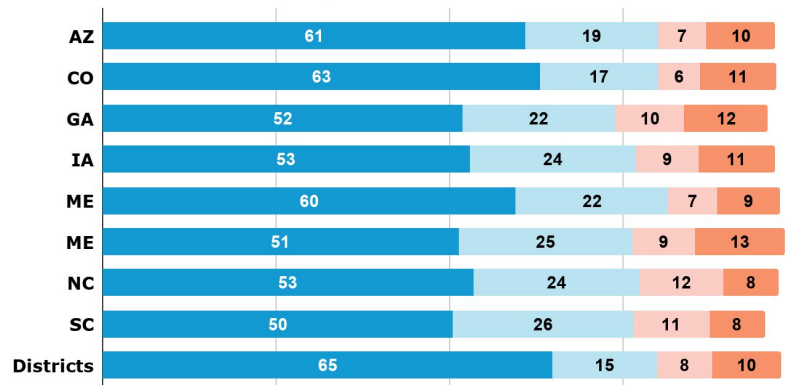
**Voters broadly support allocating funds to public health initiatives.** Senate battleground voters want to see “a great deal of aid” allocated to public health efforts including testing and treatment (46-59%) as well as to hospitals (38-49%). When we surveyed about specific components of the HEROES Act, we found that 62-69% of voters *strongly* support providing PPE for essential workers.

■ Strongly agree  
 ■ Somewhat agree  
 ■ Somewhat disagree  
 ■ Strongly disagree

### Voters want immigrants to be able to share in these public health resources.

We tested various immigrant inclusion messages, and the one that garnered the most agreement emphasized the need to include everyone in public health efforts and resources, regardless of immigration status, and appealed to the need to keep everyone safe.

“In a public health crisis, we are all safer when everyone has access to resources, testing, and treatment. President Trump has said everyone should have access to free testing. We can’t exclude certain people from these resources based on their immigration status.”

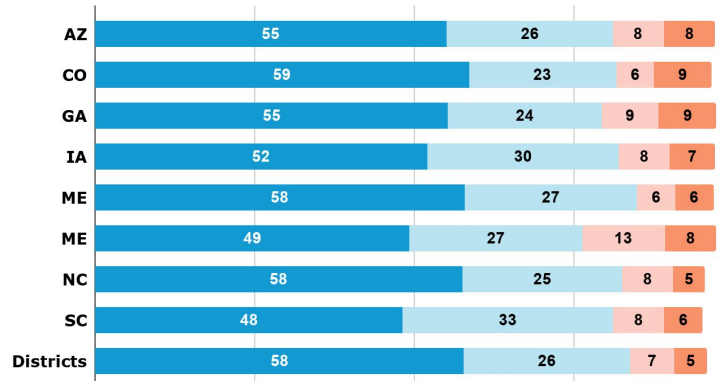


## Essential Worker Benefits

### Voters support funding and protection for essential workers.

42-54% want a “great deal of aid” allocated to essential workers, and 62-72% support the proposed \$20 billion in hazard pay for essential workers (39-47% support this *strongly*). Further, a majority of voters want Congress to ensure that essential workers receive protections and benefits, both economic and healthwise. **A strong majority of these voters (68-75%) also support paid sick and family medical leave for *all* workers.**

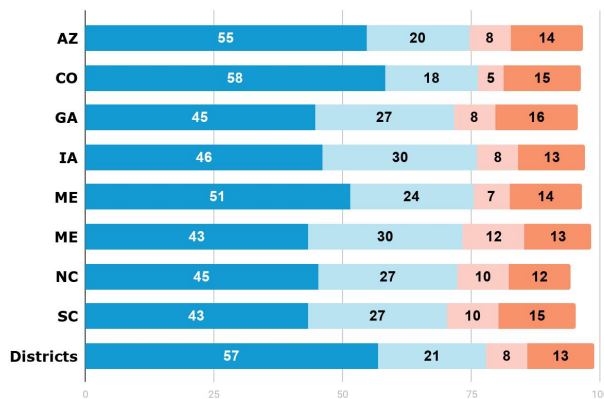
Do you agree or disagree that Congress should ensure essential workers receive protections and benefits including hazard pay, sick and family medical leave, child care support, and personal protective equipment?



## Immigrant Inclusion

**In each state, a strong majority of voters support immigrant inclusion in the HEROES Act.** Voters are very supportive of immigrant inclusion when it comes to making public health resources more universally accessible and ensuring DREAMers can continue to work and contribute during the crisis. Well over 50% in all 8 states and congressional districts agree that DACA recipients should be able to “keep working legally and contributing as frontline workers.” **Voters also support immigrant inclusion economically for those who have permission to work and pay taxes.**

“The pandemic has forced immigration offices to close, making it hard for DACA recipients, also known as DREAMers, to renew their status, which puts 700,000 people at risk, including 29,000 who work essential jobs, such as nurses. Visas should be auto-renewed for 90 days, so immigrants can keep working legally and contributing as frontline workers.”



“If someone has permission to work in this country and they pay taxes just like everyone else, they should receive stimulus payments from the next coronavirus relief package, regardless of immigration status. If you do your part for the economy, you should not be left out.”

