



CNBC-Change Research "States of Play" National Likely Voter Survey May 15-17, 2020		Total National Likely Voters
Sample Size (Weighted)	MOE ±2.597%	1424
Do you plan to vote in the November election for President and other state and local offices?	Yes, definitely	98
	Yes, probably	2
	Maybe (50-50)	0
	No, probably not	0
	No, definitely not	0
How would you rate the current state of:		
The U.S. economy	Excellent	2
	Good	17
	Not so good	41
	Poor	39
Your personal finances	Excellent	12
	Good	52
	Not so good	25
	Poor	11
The stock market	Excellent	2
	Good	29
	Not so good	44
	Poor	25
Your savings	Excellent	10
	Good	41
	Not so good	27
	Poor	22
The U.S. job market	Excellent	4
	Good	16
	Not so good	41
	Poor	39
Your own job security	Excellent	25
	Good	39
	Not so good	20
	Poor	17


CNBC-Change Research "States of Play" National Likely Voter Survey May 15-17, 2020		Total National Likely Voters
Your freedom to move around	Excellent	12
	Good	37
	Not so good	27
	Poor	23
The federal debt	Excellent	1
	Good	5
	Not so good	30
	Poor	64
Do you agree or disagree that the stock market is an accurate reflection of the strength of the real economy.	Agree strongly	6
	Agree somewhat	34
	Disagree somewhat	27
	Disagree strongly	28
	Not sure	5
Overall, would you say you are better off or worse off than you were 4 years ago?	Much better	27
	Somewhat better	19
	About the same	23
	Somewhat worse	15
	Much worse	16
Looking ahead to the next year, how do you feel about each of the following:		
The U.S. economy	Very confident and optimistic	16
	Somewhat confident and optimistic	21
	Somewhat worried and uncertain	27
	Very worried and uncertain	35
Your personal finances	Very confident and optimistic	18
	Somewhat confident and optimistic	37
	Somewhat worried and uncertain	29
	Very worried and uncertain	16
Your wages rising	Very confident and optimistic	12


CNBC-Change Research "States of Play" National Likely Voter Survey May 15-17, 2020		Total National Likely Voters
	Somewhat confident and optimistic	29
	Somewhat worried and uncertain	32
	Very worried and uncertain	27
Your healthcare costs	Very confident and optimistic	11
	Somewhat confident and optimistic	27
	Somewhat worried and uncertain	29
	Very worried and uncertain	33
Your own job security	Very confident and optimistic	27
	Somewhat confident and optimistic	34
	Somewhat worried and uncertain	23
	Very worried and uncertain	17
The unemployment rate	Very confident and optimistic	11
	Somewhat confident and optimistic	19
	Somewhat worried and uncertain	30
	Very worried and uncertain	41
Do you think the economy is in a recession, or not?	Yes, definitely	36
	Yes, probably	36
	No, probably not	20
	No, definitely not	4
	Not sure	4
If there is a recession, do you think it will be worse than the Great Recession that started in 2008, not as bad, or about the same?	Worse	47
	About the same	30
	Not as bad	23
How favorable are your feelings about each of the following people and organizations?		
Donald Trump	Very favorable	35
	Somewhat favorable	9
	Neutral	2

CNBC-Change Research "States of Play" National Likely Voter Survey May 15-17, 2020		Total National Likely Voters
	Somewhat unfavorable	2
	Very unfavorable	51
	Never heard of them	1
	Total Favorable	44
	Total Unfavorable	53
	Net Favorable	-9
Bernie Sanders	Very favorable	18
	Somewhat favorable	17
	Neutral	13
	Somewhat unfavorable	7
	Very unfavorable	44
	Never heard of them	1
	Total Favorable	35
	Total Unfavorable	51
	Net Favorable	-16
Joe Biden	Very favorable	19
	Somewhat favorable	17
	Neutral	10
	Somewhat unfavorable	9
	Very unfavorable	44
	Never heard of them	1
	Total Favorable	36
	Total Unfavorable	52
	Net Favorable	-16
The Federal Reserve	Very favorable	3
	Somewhat favorable	14
	Neutral	45
	Somewhat unfavorable	18
	Very unfavorable	19
	Never heard of them	1
	Total Favorable	17
	Total Unfavorable	37
	Net Favorable	-20


CNBC-Change Research "States of Play" National Likely Voter Survey May 15-17, 2020		Total National Likely Voters
Wall Street banks	Very favorable	1
	Somewhat favorable	6
	Neutral	26
	Somewhat unfavorable	26
	Very unfavorable	40
	Never heard of them	2
	Total Favorable	6
	Total Unfavorable	66
	Net Favorable	-59
Pharmaceutical drug companies	Very favorable	2
	Somewhat favorable	6
	Neutral	18
	Somewhat unfavorable	24
	Very unfavorable	49
	Never heard of them	1
	Total Favorable	8
	Total Unfavorable	73
	Net Favorable	-65
The U.S. health care system	Very favorable	5
	Somewhat favorable	17
	Neutral	20
	Somewhat unfavorable	23
	Very unfavorable	35
	Never heard of them	0
	Total Favorable	22
	Total Unfavorable	58
	Net Favorable	-36
Labor unions	Very favorable	26
	Somewhat favorable	21
	Neutral	23
	Somewhat unfavorable	13
	Very unfavorable	17
	Never heard of them	1
	Total Favorable	46

CNBC-Change Research "States of Play" National Likely Voter Survey May 15-17, 2020		Total National Likely Voters
	Total Unfavorable	30
	Net Favorable	17
People protesting stay at home orders	Very favorable	23
	Somewhat favorable	11
	Neutral	7
	Somewhat unfavorable	8
	Very unfavorable	50
	Never heard of them	1
	Total Favorable	34
	Total Unfavorable	58
	Net Favorable	-24
Meat packing companies	Very favorable	9
	Somewhat favorable	17
	Neutral	40
	Somewhat unfavorable	18
	Very unfavorable	15
	Never heard of them	1
	Total Favorable	26
	Total Unfavorable	33
	Net Favorable	-7
People who wear masks in public	Very favorable	52
	Somewhat favorable	14
	Neutral	23
	Somewhat unfavorable	5
	Very unfavorable	7
	Never heard of them	0
	Total Favorable	66
	Total Unfavorable	11
	Net Favorable	54
Jared Kushner	Very favorable	12
	Somewhat favorable	10
	Neutral	14
	Somewhat unfavorable	4
	Very unfavorable	46

CNBC-Change Research "States of Play" National Likely Voter Survey May 15-17, 2020		Total National Likely Voters
	Never heard of them	13
	Total Favorable	22
	Total Unfavorable	50
	Net Favorable	-28
In general, how would you rate the job that Donald Trump is doing as President?	Strongly approve	37
	Somewhat approve	9
	Somewhat disapprove	4
	Strongly disapprove	50
	Approve of Trump	46
	Disapprove of Trump	54
Allocated Biden v. Trump Ballot:	Joe Biden, the Democrat	48
	Donald Trump, the Republican	45
	The Green Party candidate	3
	The Libertarian candidate	3
	Not sure	2
	Would not vote	0
How serious are your concerns about the coronavirus disease?	Very serious concerns	47
	Somewhat serious concerns	25
	Minor concerns	21
	No concerns at all	7
Thinking about the impact of the coronavirus, do you think:	Things are getting better	35
	Things are getting worse	43
	Not sure	22
Do you personally know anyone who has been diagnosed with the coronavirus, or not? Select all that apply.	Yes, me personally	2
	Yes, a family member	13
	Yes, a close friend	18
	Yes, a coworker	12
	Yes, a member of my local community	28
	None of the above	48
What steps are you currently taking in response to the coronavirus? Select all that apply.	Taking precautions like handwashing	91

CNBC-Change Research "States of Play" National Likely Voter Survey May 15-17, 2020		Total National Likely Voters
	Engaging in "social distancing"	82
	Avoiding crowds	80
	Wearing a face mask in public	76
	Not going to restaurants and bars	73
	Sheltering at home	65
	Cancelling trips	53
	Preparing for a second wave	44
	Purchasing medical supplies (medicine, sanitizer, masks)	44
	Storing food	34
	Working from home	31
	Delaying large purchases	27
	Making long-term plans to deal with closed schools, daycare, or workplaces	25
If you lost your source of income, for how much longer could you afford food, housing, and other essential goods?	A week or less	13
	Less than a month	17
	1 or 2 months	26
	3 to 5 months	17
	6 months or more	26
Have you or someone in your household lost wages or had your salary cut as a result of the coronavirus outbreak? Select all that apply.	Yes, me personally	23
	Yes, someone in my household	28
	No	56
	Me/Household Lost Wages	44
Have you or someone in your household lost your job or been furloughed as a result of the coronavirus outbreak? Select all that apply.	Yes, me personally	15
	Yes, someone in my household	24
	No	65
	Me/Household Lost Job	35
Will you be able to return to that job when the coronavirus outbreak is under control and people are allowed to return to regular economic activity?	Yes, definitely	37
	Yes, probably	20
	Maybe (50-50 chance)	22

CNBC-Change Research "States of Play" National Likely Voter Survey May 15-17, 2020		Total National Likely Voters
	No, probably not	12
	No, definitely not	9
[IF LOST JOB/FURLOUGHED] Have you been able to apply for unemployment insurance benefits?	Yes, I have successfully applied.	57
	No, I have not been able to successfully apply.	21
	I am not eligible for unemployment benefits.	21
How would you rate the response of each of the following people and groups to the coronavirus?		
Your employer	Strongly approve	40
	Somewhat approve	38
	Somewhat disapprove	14
	Strongly disapprove	8
Doctors and medical professionals	Strongly approve	62
	Somewhat approve	29
	Somewhat disapprove	8
	Strongly disapprove	1
Your state and local government	Strongly approve	28
	Somewhat approve	32
	Somewhat disapprove	18
	Strongly disapprove	22
The federal government	Strongly approve	8
	Somewhat approve	27
	Somewhat disapprove	25
	Strongly disapprove	40
President Trump	Strongly approve	33
	Somewhat approve	12
	Somewhat disapprove	3
	Strongly disapprove	52
The U.S. Congress	Strongly approve	6
	Somewhat approve	27
	Somewhat disapprove	30
	Strongly disapprove	37

CNBC-Change Research "States of Play" National Likely Voter Survey May 15-17, 2020		Total National Likely Voters
Dr. Anthony Fauci	Strongly approve	43
	Somewhat approve	21
	Somewhat disapprove	17
	Strongly disapprove	19
New York Governor Andrew Cuomo	Strongly approve	36
	Somewhat approve	20
	Somewhat disapprove	11
	Strongly disapprove	33
China	Strongly approve	2
	Somewhat approve	12
	Somewhat disapprove	28
	Strongly disapprove	58
Who do you think would do a better job handling each of the following: Donald Trump and Republicans - or - Joe Biden and Democrats?		
Handling the coronavirus	Trump and Republicans much more	35
	Trump and Republicans somewhat more	8
	Biden and Democrats somewhat more	9
	Biden and Democrats much more	41
	Neither	5
	Not sure	1
The economy	Trump and Republicans much more	40
	Trump and Republicans somewhat more	6
	Biden and Democrats somewhat more	11
	Biden and Democrats much more	31
	Neither	8
	Not sure	3
The stock market	Trump and Republicans much more	38
	Trump and Republicans somewhat more	11


CNBC-Change Research "States of Play" National Likely Voter Survey May 15-17, 2020		Total National Likely Voters
	Biden and Democrats somewhat more	13
	Biden and Democrats much more	22
	Neither	11
	Not sure	5
Putting the middle class first	Trump and Republicans much more	35
	Trump and Republicans somewhat more	7
	Biden and Democrats somewhat more	9
	Biden and Democrats much more	36
	Neither	10
	Not sure	2
Making healthcare more affordable	Trump and Republicans much more	28
	Trump and Republicans somewhat more	9
	Biden and Democrats somewhat more	9
	Biden and Democrats much more	39
	Neither	13
	Not sure	2
Helping your pocketbook	Trump and Republicans much more	36
	Trump and Republicans somewhat more	8
	Biden and Democrats somewhat more	12
	Biden and Democrats much more	28
	Neither	12
	Not sure	4
Recovering from the economic impact of coronavirus	Trump and Republicans much more	39
	Trump and Republicans somewhat more	6


CNBC-Change Research "States of Play" National Likely Voter Survey May 15-17, 2020		Total National Likely Voters
	Biden and Democrats somewhat more	11
	Biden and Democrats much more	35
	Neither	7
	Not sure	3
Creating jobs	Trump and Republicans much more	40
	Trump and Republicans somewhat more	6
	Biden and Democrats somewhat more	12
	Biden and Democrats much more	30
	Neither	8
	Not sure	4
Dealing with China	Trump and Republicans much more	41
	Trump and Republicans somewhat more	5
	Biden and Democrats somewhat more	13
	Biden and Democrats much more	31
	Neither	7
	Not sure	3
Reducing the federal debt	Trump and Republicans much more	30
	Trump and Republicans somewhat more	7
	Biden and Democrats somewhat more	10
	Biden and Democrats much more	28
	Neither	21
	Not sure	4
Thinking about the impact of coronavirus on you and your family, are you more concerned about the impact on your family's health and safety or the impact on your family's financial situation?	My family's health and safety much more	48


CNBC-Change Research "States of Play" National Likely Voter Survey May 15-17, 2020		Total National Likely Voters
	My family's health and safety somewhat more	21
	My family's financial situation somewhat more	16
	My family's financial situation much more	15
Thinking about the impact of coronavirus on the country, are you more concerned about the impact on the health and safety of the nation or the impact on the national economy?	The health and safety of the nation much more	44
	The health and safety of the nation somewhat more	17
	The national economy somewhat more	19
	The national economy much more	21
Thinking about the impact of the coronavirus, how serious are your concerns about each of the following?		
Me or a family member getting sick	Very serious concerns	48
	Somewhat serious concerns	22
	Minor concerns	20
	No concerns at all	9
A recession	Very serious concerns	47
	Somewhat serious concerns	33
	Minor concerns	18
	No concerns at all	2
The lack of personal protective equipment or "PPE" for medical professionals and essential workers	Very serious concerns	56
	Somewhat serious concerns	20
	Minor concerns	14
	No concerns at all	10
The unemployment rate	Very serious concerns	57
	Somewhat serious concerns	31
	Minor concerns	9
	No concerns at all	3
Companies going out of business	Very serious concerns	59
	Somewhat serious concerns	29
	Minor concerns	10


CNBC-Change Research "States of Play" National Likely Voter Survey May 15-17, 2020		Total National Likely Voters
	No concerns at all	3
People not taking social distancing seriously so we don't stop the spread	Very serious concerns	53
	Somewhat serious concerns	16
	Minor concerns	16
	No concerns at all	15
Taking social distancing measures too far and hurting the economy	Very serious concerns	30
	Somewhat serious concerns	19
	Minor concerns	31
	No concerns at all	20
The lack of widespread testing for coronavirus	Very serious concerns	52
	Somewhat serious concerns	15
	Minor concerns	19
	No concerns at all	15
Re-opening the economy too soon	Very serious concerns	48
	Somewhat serious concerns	14
	Minor concerns	16
	No concerns at all	21
Cuts to education, health care, and infrastructure in my state as a result of the recession	Very serious concerns	54
	Somewhat serious concerns	25
	Minor concerns	15
	No concerns at all	5
Having to return to a workplace before I feel it is safe to do so	Very serious concerns	32
	Somewhat serious concerns	18
	Minor concerns	18
	No concerns at all	32
A second wave of coronavirus	Very serious concerns	53
	Somewhat serious concerns	14
	Minor concerns	19
	No concerns at all	13
Over the past two weeks, The University of Washington's projected coronavirus death toll more than doubled from 60,000 to 147,000 deaths by August	Very serious concerns	50
	Somewhat serious concerns	18

CNBC-Change Research "States of Play" National Likely Voter Survey May 15-17, 2020		Total National Likely Voters
	Minor concerns	16
	No concerns at all	16
The higher rates of hospitalizations, deaths, and job losses among African Americans and Hispanics	Very serious concerns	49
	Somewhat serious concerns	21
	Minor concerns	18
	No concerns at all	12
How much do you trust each of the following individuals and groups to make decisions about returning to regular economic activity in your area?		
Scientists and medical professionals	A lot	56
	Some	28
	Not very much	14
	Not at all	3
My governor	A lot	31
	Some	27
	Not very much	27
	Not at all	15
My local government	A lot	21
	Some	44
	Not very much	25
	Not at all	11
President Trump	A lot	34
	Some	11
	Not very much	26
	Not at all	29
Business leaders	A lot	11
	Some	38
	Not very much	37
	Not at all	13
Your employer	A lot	31
	Some	41
	Not very much	21
	Not at all	7

CNBC-Change Research "States of Play" National Likely Voter Survey May 15-17, 2020		Total National Likely Voters
Anthony Fauci	A lot	44
	Some	20
	Not very much	23
	Not at all	13
The Centers for Disease Control or CDC	A lot	36
	Some	31
	Not very much	24
	Not at all	8
Employees	A lot	22
	Some	49
	Not very much	23
	Not at all	6
In general, are the states that are reopening their economies doing so too quickly, not quickly enough, or at the right pace?	Too quickly	52
	Not quickly enough	24
	At the right pace	24
Do you believe that there will be a second wave of coronavirus in the U.S. this year?	Yes, definitely	43
	Yes, probably	19
	Maybe (50-50 chance)	26
	No, probably not	10
	No, definitely not	2
If there is a second wave of the coronavirus this year, which TWO people or groups of people do you think will be most to blame for failing to prevent it?	Donald Trump	49
	States re-opening their economies too soon	39
	People not social distancing	25
	China	20
	Democrats	17
	Businesses failing to take precautions	9
	Scientists and medical researchers	6
	None of the above	11

CNBC-Change Research "States of Play" National Likely Voter Survey May 15-17, 2020		Total National Likely Voters
When you think about the economy after the coronavirus outbreak, do you think it will be mostly the same as before or do you think there will be significant changes?	Mostly the same as before, in a good way	16
	Mostly the same as before, in a bad way	9
	Significant changes, in a good way	28
	Significant changes, in a bad way	33
	Not sure	14
Do you believe it will be safe to vote in person at a polling location in the November election?	Yes, definitely	41
	Yes, probably	9
	Maybe (50-50 chance)	22
	No, probably not	18
	No, definitely not	10
Would you be willing to share your name, email and cell phone number with a restaurant so they can conduct contact tracing if an employee or customer contracts coronavirus?	Yes, definitely	26
	Yes, probably	17
	Maybe	17
	No, probably not	15
	No, definitely not	24
The Coronavirus Aid, Relief and Economic Security Act provides cash payments of up to \$1,200 for individuals making less than \$99,000 a year (or up to \$2,400 for married couples making less than \$198,000) and an additional \$500 per child for parents. These relief payments will be made by direct deposit to bank accounts or by check delivered in the mail. Have you, or do you expect to, receive a relief payment?	Yes, already received it	71
	Yes, expect to receive a payment in the future	10
	No, do not expect to receive a payment	15
	Not sure	4
Do you support or oppose the federal government providing relief to state and local governments who are facing budget shortfalls due to the coronavirus outbreak?	Support strongly	45
	Support somewhat	24
	Oppose somewhat	11
	Oppose strongly	17

CNBC-Change Research "States of Play" National Likely Voter Survey May 15-17, 2020		Total National Likely Voters
	Not sure	4
Which comes closer to your point of view even if neither is exactly right?	Employees and customers should be able to take businesses to court if they fail to take reasonable precautions to protect their employees and customers against coronavirus.	49
	Businesses should be protected from lawsuits from employees and customers who claim to have contracted coronavirus at their businesses so they have less financial risk right now.	37
	Not sure	14
[50% saw version A] The federal government has spent over \$2.5 trillion dollars in response to the economic impact of the coronavirus outbreak. There is a new proposal on Capitol Hill to spend \$3 trillion dollars on aid to individuals, small businesses, state and local governments, and hospitals. Thinking about the economic impact of coronavirus and the debt, do you believe that this new proposal is too much, too little, or about the right amount of relief?	Too much	36
	About the right amount	26
	Too little	19
	Not sure	19
[50% saw version B] There is a new proposal on Capitol Hill to spend \$3 trillion dollars on aid to individuals, small businesses, state and local governments, and hospitals. Thinking about the economic impact of coronavirus, do you believe that this new proposal is too much, too little, or about the right amount of relief?	Too much	40
	About the right amount	25
	Too little	21
	Not sure	14
In the November 2016 election, did you vote for:	Hillary Clinton, the Democrat	45
	Donald Trump, the Republican	43
	Gary Johnson, the Libertarian	3
	Jill Stein, the Green Party	2
	Did not vote	6
Were you able to vote in the 2018 election for U.S. Congress, or for some reason were you unable to vote?	Voted	88
	Did not vote	10

CNBC-Change Research "States of Play" National Likely Voter Survey May 15-17, 2020		Total National Likely Voters
	Not registered/Ineligible/Too young	2
What is your employment status? Select all that apply.	Employed full time	36
	Employed part time	11
	Furloughed	6
	Temporarily unemployed	10
	Unemployed and not seeking work	3
	Business owner	3
	Full time homemaker	5
	Full time student	3
	Retired	33
What is your marital status?	Single, never married	19
	Married	52
	Divorced	13
	Living with a partner	6
	Widowed	5
	Separated	2
	Prefer not to say	2
Would you describe yourself as:	Progressive	17
	Liberal	19
	Moderate	27
	Conservative	37
For statistical purposes, what is your annual household income?	Under \$20,000	10
	\$20,000 to \$34,999	12
	\$35,000 to \$49,999	13
	\$50,000 to \$74,999	19
	\$75,000 to \$99,999	16
	\$100,000 to \$124,999	8
	\$125,000 or more	11
	Prefer not to say	11
How often do you think about what is going on with the stock market indexes, like the Dow Jones or S&P 500?	Multiple times a day	8
	Once a day	15
	A couple times a week	20
	Once a week	13

CNBC-Change Research "States of Play" National Likely Voter Survey May 15-17, 2020		Total National Likely Voters
	Once a month	9
	A couple times a year	8
	Once a year	1
	Almost never	27
COVID Cases by Tertile - State	High	70
	Mid	24
	Low	7
COVID Cases by Tertiles - Counties within State	High	78
	Mid	15
	Low	7
COVID Cases by Tertile - Counties within Country	High	82
	Mid	11
	Low	6
Gender	Male	45
	Female	55
Age Range	18 to 34	21
	35 to 49	24
	50 to 64	30
	65 or older	25
	18 to 29	14
	30 to 39	15
	40 to 49	16
	50 to 64	30
	65 or older	25
Ethnicity	White / Caucasian	72
	Black or African American	12
	Hispanic or Latino/a	11
	Asian / Pacific Islander	3
	American Indian or Alaska Native	0
	Other (specified)	2
	Total People of Color	28

CNBC-Change Research "States of Play" National Likely Voter Survey May 15-17, 2020		Total National Likely Voters
Educational Attainment	High school diploma or less	29
	Some college, but no degree	19
	Associate's degree, or two-year college degree	8
	Bachelor's degree, or four-year college degree	27
	Graduate degree	17
7 Pt Party ID	Strong Democrat	27
	Weak Democrat	10
	Ind Democrats	11
	Independents	9
	Ind Republicans	12
	Weak Republican	5
	Strong Republican	26
Party ID	Democrat	37
	Independent+Leaners	32
	Republican	31
Allocated PID	Strong + Weak + Indep Dems	48
	Independents	9
	Strong + Weak + Indep Repubs	43