


CNBC-Change Research Trump 2020 Voters Nationally November 18-21, 2020		Trump Voters
Sample Size (Weighted)	±2.83%	1203
Were you able to vote in this month's election for President and other state and local offices, or for some reason were you unable to vote?	Yes, I voted	100
	No, I was unable to vote	0
How would you say things in the United States are going? Are they going in the right direction or off on the wrong track?	Right direction	38
	Wrong track	62
In the election for President, who did you vote for?	Donald Trump, the Republican	100
	Joe Biden, the Democrat	0
	Jo Jorgensen, the Libertarian	0
	Howie Hawkins, the Green Party	0
	I did not vote in this race	0
Even though you voted for Donald Trump, did you consider voting for Joe Biden?	Yes	3
	No	97
Did you mostly vote FOR Donald Trump or AGAINST Joe Biden?	Mostly voted FOR Donald Trump	85
	Mostly voted AGAINST Joe Biden	15
How would you rate the current state of:		
	The U.S. economy	
	Excellent	22
	Good	61
	Not so good	15
	Poor	2
	Your personal finances	
	Excellent	19
	Good	64
	Not so good	13
	Poor	4
	The stock market	
	Excellent	30
	Good	60
	Not so good	9
	Poor	1

CNBC-Change Research
 Trump 2020 Voters Nationally
 November 18-21, 2020



Trump Voters

Your savings	Excellent	15
	Good	50
	Not so good	24
	Poor	10
The U.S. job market	Excellent	19
	Good	56
	Not so good	21
	Poor	4
Your own job security	Excellent	39
	Good	44
	Not so good	10
	Poor	7
The federal debt	Excellent	2
	Good	14
	Not so good	45
	Poor	38
How favorable are your feelings about each of the following people and organizations?		
Donald Trump	Very favorable	79
	Somewhat favorable	18
	Neutral	2
	Somewhat unfavorable	1
	Very unfavorable	0
	Total Favorable	96
	Total Unfavorable	1
	Net Favorable	95
Joe Biden	Very favorable	0
	Somewhat favorable	0
	Neutral	2
	Somewhat unfavorable	7
	Very unfavorable	91
	Total Favorable	1
	Total Unfavorable	98
	Net Favorable	-97

CNBC-Change Research
 Trump 2020 Voters Nationally
 November 18-21, 2020



Trump Voters


Kamala Harris	Very favorable	0
	Somewhat favorable	0
	Neutral	1
	Somewhat unfavorable	3
	Very unfavorable	95
	Total Favorable	0
	Total Unfavorable	98
	Net Favorable	-98
Mike Pence	Very favorable	76
	Somewhat favorable	17
	Neutral	6
	Somewhat unfavorable	1
	Very unfavorable	0
	Total Favorable	93
	Total Unfavorable	1
	Net Favorable	92
Nancy Pelosi	Very favorable	0
	Somewhat favorable	0
	Neutral	0
	Somewhat unfavorable	2
	Very unfavorable	98
	Total Favorable	0
	Total Unfavorable	100
	Net Favorable	-99
Mitch McConnell	Very favorable	26
	Somewhat favorable	36
	Neutral	26
	Somewhat unfavorable	7
	Very unfavorable	5
	Total Favorable	62
	Total Unfavorable	12
	Net Favorable	49


CNBC-Change Research
 Trump 2020 Voters Nationally
 November 18-21, 2020




Trump Voters


Ted Cruz	Very favorable	55
	Somewhat favorable	27
	Neutral	16
	Somewhat unfavorable	1
	Very unfavorable	2
	Total Favorable	81
	Total Unfavorable	3
	Net Favorable	78
Nikki Haley	Very favorable	38
	Somewhat favorable	23
	Neutral	32
	Somewhat unfavorable	3
	Very unfavorable	4
	Total Favorable	61
	Total Unfavorable	7
	Net Favorable	54
John Kasich	Very favorable	3
	Somewhat favorable	7
	Neutral	41
	Somewhat unfavorable	13
	Very unfavorable	36
	Total Favorable	9
	Total Unfavorable	50
	Net Favorable	-40
The Republican Party	Very favorable	39
	Somewhat favorable	45
	Neutral	11
	Somewhat unfavorable	4
	Very unfavorable	1
	Total Favorable	84
	Total Unfavorable	5
	Net Favorable	78
The Democratic Party	Very favorable	0


CNBC-Change Research Trump 2020 Voters Nationally November 18-21, 2020		Trump Voters
	Somewhat favorable	0
	Neutral	2
	Somewhat unfavorable	8
	Very unfavorable	90
	Total Favorable	1
	Total Unfavorable	97
	Net Favorable	-97
News organizations	Very favorable	0
	Somewhat favorable	1
	Neutral	3
	Somewhat unfavorable	14
	Very unfavorable	81
	Total Favorable	1
	Total Unfavorable	95
	Net Favorable	-94
Donald Trump Jr.	Very favorable	51
	Somewhat favorable	27
	Neutral	19
	Somewhat unfavorable	2
	Very unfavorable	1
	Total Favorable	78
	Total Unfavorable	3
	Net Favorable	75
How do you feel about Joe Biden becoming the 46th President? [OE]	Cheater	18
	Scared/worried	17
	Horrible/bad/other negative feelings	17
	Angry/disgusted	9
	Sad/disappointed	8
	Disaster/war	6
	Corrupt	6
	Mentally Unfit	3
	Suprised/shocked	2
	Sick	2
	Unqualified/incompetent	2


CNBC-Change Research Trump 2020 Voters Nationally November 18-21, 2020		Trump Voters
	Neutral	1
Do you accept the election of Joe Biden as legitimate, or do you think Donald Trump is the legitimate winner?	Joe Biden is the legitimate winner	3
	Donald Trump is the legitimate winner	73
	Not sure	24
[50% saw version A] Donald Trump has tweeted that this was the “most fraudulent election in history” and that it “was a rigged election.” How motivated are you to vote in future elections on a scale from 1 to 10, where 1 = not motivated at all and 10 = extremely motivated?	1 - not motivated at all	9
		2
		2
		3
		1
		4
		3
		5
		10
		6
		3
		7
		3
		8
		3
		9
		2
	10 - extremely motivated	66
	Total 1 through 3	11
	Total 8 through 10	70
	Weighted Average	8.1
[50% saw version B] How motivated are you to vote in future elections on a scale from 1 to 10, where 1 = not motivated at all and 10 = extremely motivated.	1 - not motivated at all	7
		2
		0
		3
		2
		4
		2
		5
		8
		6
		1
		7
		3
		8
		5
		9
		2
	10 - extremely motivated	72
	Total 1 through 3	8
	Total 8 through 10	79
	Weighted Average	8.6

CNBC-Change Research Trump 2020 Voters Nationally November 18-21, 2020		Trump Voters
Donald Trump should:	Concede to Joe Biden and begin the process of a peaceful transition of power.	3
	Fight in court until states certify results, and then concede to Joe Biden if Biden is certified the winner.	31
	Fight in court until the Electoral College votes, and never concede to Joe Biden.	66
How concerned are you are each of the following:		
National security officials warn that delaying the Biden transition will impact national security readiness.	Very concerned	4
	Somewhat concerned	5
	Not too concerned	28
	Not concerned at all	63
Public health officials warn that delaying the Biden transition will impact the pandemic response and could slow down vaccine distribution.	Very concerned	2
	Somewhat concerned	4
	Not too concerned	18
	Not concerned at all	75
The economic recovery will stall if Washington does not pass more economic relief soon.	Very concerned	16
	Somewhat concerned	32
	Not too concerned	25
	Not concerned at all	27
Even though you voted for Donald Trump, are you willing to give Joe Biden a chance as president?	Yes	19
	No	81
Joe Biden said he wants to govern for all Americans, even those who didn't vote for him. Does that make you feel more or less positive towards Joe Biden?	Much more positive	1
	Somewhat more positive	3
	Makes no difference	41
	Somewhat less positive	3
	Much less positive	53
	More positive	3

CNBC-Change Research Trump 2020 Voters Nationally November 18-21, 2020		Trump Voters
	Less positive	56
Do you agree or disagree with the following statement: Donald Trump is representative of the core principles and policy positions of the Republican Party.	Strongly agree	54
	Somewhat agree	39
	Somewhat disagree	6
	Strongly disagree	1
	Total agree	93
	Total disagree	7
	Net agree	86
If Donald Trump left the Republican Party and started his own political party, would you be more likely to identify with the Republican Party or the Trump Party?	More likely to identify with the Republican Party	28
	More likely to identify with the Trump Party	72
Should Donald Trump run for president again in 2024?	Yes	69
	No	9
	Maybe/Not sure	22
If Donald Trump does not run for president, who are you most likely to support in the Republican primary in 2024?	Mike Pence, Vice President and former Governor of Indiana	22
	Ted Cruz, Senator from Texas	21
	Nikki Haley, U.N. Ambassador and former Governor of South Carolina	14
	Donald Trump Jr., Executive VP of the Trump Organization	11
	Tucker Carlson, Fox News Host	6
	Ivanka Trump, Senior Advisor to the President	6
	Tom Cotton, Senator from Arkansas	3
	Lindsey Graham, Senator from South Carolina	2
	Marco Rubio, Senator from Florida	2
	John Kasich, former Governor of Ohio	1
	Rick Scott, Senator and former Governor of Florida	1


CNBC-Change Research Trump 2020 Voters Nationally November 18-21, 2020		Trump Voters
	Mike Pompeo, Secretary of State and former CIA Director	1
	Mitt Romney, Senator from Utah and former Governor of Massachusetts	1
	The only Republican I support is Donald Trump	8
These are things some people worry Joe Biden will do as president. How concerned are you that Joe Biden will do each of the following?		
Open our borders and give amnesty to illegal immigrants	Very concerned	94
	Somewhat concerned	3
	Not too concerned	2
	Not concerned at all	0
Pass socialist policies like Medicare For All and the Green New Deal	Very concerned	93
	Somewhat concerned	6
	Not too concerned	1
	Not concerned at all	0
Let other countries take advantage of us and put other countries first	Very concerned	93
	Somewhat concerned	6
	Not too concerned	1
	Not concerned at all	0
Raise taxes on the middle class	Very concerned	92
	Somewhat concerned	7
	Not too concerned	1
	Not concerned at all	0
Leave office so Kamala Harris will become President	Very concerned	92
	Somewhat concerned	5
	Not too concerned	1
	Not concerned at all	1
Shutdown the economy over COVID-19 again	Very concerned	91
	Somewhat concerned	7
	Not too concerned	2
	Not concerned at all	0
Pack the Supreme Court with liberal judges	Very concerned	87
	Somewhat concerned	9

CNBC-Change Research Trump 2020 Voters Nationally November 18-21, 2020		Trump Voters
	Not too concerned	3
	Not concerned at all	1
Take away our guns	Very concerned	83
	Somewhat concerned	13
	Not too concerned	3
	Not concerned at all	1
Defund the police	Very concerned	83
	Somewhat concerned	12
	Not too concerned	4
	Not concerned at all	1
Attack Christian values	Very concerned	77
	Somewhat concerned	14
	Not too concerned	5
	Not concerned at all	3
Get us involved in more foreign wars	Very concerned	69
	Somewhat concerned	21
	Not too concerned	8
	Not concerned at all	2
Be too moderate	Very concerned	34
	Somewhat concerned	16
	Not too concerned	19
	Not concerned at all	32
Give black and Hispanic communities more opportunities than white communities	Very concerned	29
	Somewhat concerned	20
	Not too concerned	27
	Not concerned at all	24
Which THREE of these concerns about Joe Biden do you think are most likely to happen?	Open our borders and give amnesty to illegal immigrants	51
	Shutdown the economy over COVID-19 again	42
	Raise taxes on the middle class	42
	Leave office so Kamala Harris will become President	34


CNBC-Change Research Trump 2020 Voters Nationally November 18-21, 2020		Trump Voters
	Pass socialist policies like Medicare For All and the Green New Deal	32
	Take away our guns	28
	Pack the Supreme Court with liberal judges	26
	Let other countries take advantage of us and put other countries first	16
	Defund the police	11
	Attack Christian values	9
	Give black and Hispanic communities more opportunities than white communities	5
	Get us involved in more foreign wars	2
	Be too moderate	0
These are some policies the next administration and the next congress might consider. Do you support or oppose each of the following proposals?		
Require the federal government to purchase products from US companies and ensure the U.S. tax code encourages on-shoring of critical supply chains.	Strongly support	60
	Somewhat support	31
	Somewhat oppose	5
	Strongly oppose	4
	Total support	91
	Total oppose	9
	Net support	82
Expand access to health care in rural communities, invest in rural broadband and rural schools, and help small and mid-sized farms compete with big corporations.	Strongly support	26
	Somewhat support	49
	Somewhat oppose	14
	Strongly oppose	11
	Total support	75
	Total oppose	25
	Net support	50

CNBC-Change Research Trump 2020 Voters Nationally November 18-21, 2020		Trump Voters
Create jobs fixing our roads, bridges and waterways and invest in sustainable infrastructure and alternative energy.	Strongly support	29
	Somewhat support	42
	Somewhat oppose	17
	Strongly oppose	12
	Total support	70
	Total oppose	30
	Net support	41
Respond to COVID with investments in testing, tracing, and free vaccine distribution, emergency paid sick leave, expanded unemployment benefits, and emergency funding for schools and loans for struggling small businesses.	Strongly support	16
	Somewhat support	38
	Somewhat oppose	24
	Strongly oppose	22
	Total support	54
	Total oppose	46
	Net support	8
Comprehensive immigration reform that includes border security funding and an earned pathway to citizenship for DREAMERS and the undocumented who pay taxes and learn English.	Strongly support	18
	Somewhat support	28
	Somewhat oppose	21
	Strongly oppose	32
	Total support	46
	Total oppose	54
	Net support	-7
Provide 12 weeks of paid family and medical leave for all workers.	Strongly support	10
	Somewhat support	30
	Somewhat oppose	28
	Strongly oppose	33
	Total support	40
	Total oppose	60
	Net support	-21


CNBC-Change Research Trump 2020 Voters Nationally November 18-21, 2020		Trump Voters
Create a public Medicare option that anyone can purchase for coverage to compete with private insurers and drive down premium costs.	Strongly support	9
	Somewhat support	23
	Somewhat oppose	24
	Strongly oppose	44
	Total support	31
	Total oppose	69
	Net support	-37
Police reform that bans chokeholds and no-knock warrants, makes it easier to prosecute police misconduct, and invests in community policing.	Strongly support	7
	Somewhat support	24
	Somewhat oppose	31
	Strongly oppose	39
	Total support	30
	Total oppose	70
	Net support	-40
Raise taxes on individuals making over \$400,000 a year and corporations.	Strongly support	10
	Somewhat support	15
	Somewhat oppose	28
	Strongly oppose	48
	Total support	24
	Total oppose	76
	Net support	-52
Raise the federal minimum wage to \$15 an hour.	Strongly support	4
	Somewhat support	9
	Somewhat oppose	24
	Strongly oppose	63
	Total support	13
	Total oppose	87
	Net support	-74
Donald Trump is reportedly considering launching his own news network after he leaves office. How likely are you to watch a Trump TV Network for your news?	Very likely	70
	Somewhat likely	22

CNBC-Change Research Trump 2020 Voters Nationally November 18-21, 2020		Trump Voters
	Not to likely	5
	Not at all likely	2
Which of the following are your main sources of news about politics and current events? Select all that apply.	Newsmax	57
	Fox News	41
	Online news websites	38
	Social media and websites where news is shared (such as Facebook, Twitter or YouTube)	35
	OAN	33
	Local television	28
	Radio	27
	Broadcast television news (CBS, NBC or ABC)	9
	National newspapers (such as NYT, WSJ, or Washington Post)	6
	CNN	6
	MSNBC	4
	Other	20
How frequently do you watch Fox News?	Multiple times a day	13
	Once a day	17
	A few times a week	19
	A few times a month	22
	Never	30
Do you believe Fox News' coverage of the 2020 election has been mostly fair and balanced?	Yes	15
	No	64
	Not sure	21
How often do you visit each of the following websites and apps: - YouTube	Multiple times a day	21
	Once a day	10
	A few times a week	20
	A few times a month	30
	Never	19
How often do you visit each of the following websites and apps: - Facebook	Multiple times a day	68
	Once a day	22
	A few times a week	8

CNBC-Change Research Trump 2020 Voters Nationally November 18-21, 2020		Trump Voters
	A few times a month	2
	Never	1
How often do you visit each of the following websites and apps: - Parler	Multiple times a day	25
	Once a day	12
	A few times a week	9
	A few times a month	5
	Never	50
How often do you visit each of the following websites and apps: - Breitbart	Multiple times a day	10
	Once a day	8
	A few times a week	8
	A few times a month	10
	Never	64
How often do you visit each of the following websites and apps: - Twitter	Multiple times a day	7
	Once a day	6
	A few times a week	5
	A few times a month	8
	Never	75
How often do you visit each of the following websites and apps: - Reddit	Multiple times a day	2
	Once a day	1
	A few times a week	3
	A few times a month	7
	Never	86
How often do you visit each of the following websites and apps: - 8chan	Multiple times a day	1
	Once a day	0
	A few times a week	0
	A few times a month	1
	Never	98
How serious are your concerns about the coronavirus disease?	Very serious concerns	9
	Somewhat serious concerns	25
	Minor concerns	44
	No concerns at all	22
	Total serious concerns	34
Thinking about the impact of the coronavirus, do you think:	Things are getting better	43

CNBC-Change Research Trump 2020 Voters Nationally November 18-21, 2020		Trump Voters
	Things are getting worse	25
	Not sure	31
How often do you wear a mask in public places?	Almost always	39
	Most of the time	19
	Sometimes	18
	Rarely	9
	Never	15
	Frequent mask wearer	58
	Infrequent mask wearer	27
Would you support or oppose a national mask mandate if public health experts recommended one?	Strongly support	7
	Somewhat support	12
	Somewhat oppose	14
	Strongly oppose	67
	Total support	19
	Total oppose	81
	Net support	-62
Do support or oppose Republicans in Congress trying to impeach Joe Biden as soon as he is sworn in as president?	Strongly support	62
	Somewhat support	14
	Somewhat oppose	15
	Strongly oppose	10
	Total support	76
	Total oppose	24
	Net support	51
Which of the following are you planning to do in reaction to Joe Biden's election?	Purchase a gun	50
	Sign a petition	44
	Post about politics on social media	39
	Donate money to a candidate or cause	27
	Attend a protest	25
	Join a local political organization	17
	Volunteer on a campaign	15

CNBC-Change Research Trump 2020 Voters Nationally November 18-21, 2020		Trump Voters
	Run for office	5
Are you likely to talk with your family about politics over Thanksgiving this year?	Yes	49
	No	40
	Not sure	11
Which of the following best matches your religious affiliation?	Protestant, Non-Evangelical	24
	Evangelical	19
	Non-religious	13
	Non-observant Catholic	11
	Observant Catholic	11
	Mormon / Church of Jesus Christ of Latter-day Saints	2
	Jewish	0
	Muslim	0
	Other	20
Would you describe yourself as:	Progressive	1
	Liberal	1
	Moderate	17
	Conservative	72
	Libertarian	10
Gender	Male	52
	Female	48
Age Range	18 to 34	17
	35 to 49	24
	50 to 64	30
	65 or older	29
Ethnicity	White / Caucasian	83
	Hispanic or Latino/a	10
	Black or African American	2
	Asian / Pacific Islander	2
	American Indian or Alaska Native	0
	Other	3
Educational Attainment	High school diploma or less	41
	Some college, but no degree	19

CNBC-Change Research Trump 2020 Voters Nationally November 18-21, 2020		Trump Voters
	Associate's degree, or two-year college degree	12
	Bachelor's degree, or four-year college degree	18
	Graduate degree	10
In the November 2016 election, did you vote for:	Donald Trump, the Republican	84
	Hillary Clinton, the Democrat	3
	Gary Johnson, the Libertarian	3
	Jill Stein, the Green Party	0
	Did not vote	11
Were you able to vote in the November 2018 election, or for some reason were you unable to vote?	Voted	85
	Did not vote	13
	Not registered/Ineligible/Too young	2
7 Pt Party ID	Strong Democrat	0
	Weak Democrat	1
	Ind Democrats	0
	Independents	8
	Ind Republicans	17
	Weak Republican	12
	Strong Republican	62
Party ID	Democrat	1
	Independent/Other	25
	Republican	73
Allocated PID	Strong + Weak + Indep Dems	1
	Independents	8
	Strong + Weak + Indep Repubs	91