


Change Research - CNBC "State of Play" Poll National Likely Voters October 29 - November 1, 2020		Total Likely Voters
Sample Size (Weighted)	MOE: ± 2.26	1880
Total including leaners:	Joe Biden, the Democrat	52
	Donald Trump, the Republican	42
	Don't recall	2
	Jo Jorgensen, the Libertarian	2
	Did not vote	1
	Howie Hawkins, the Green Party	1
	Not sure	1
	Would not vote	0
	Net Democrat	10
Do you plan to vote in the November election for President and other state and local offices?	Yes, I already voted	68
	Yes, definitely	31
	Yes, probably	1
	Maybe (50-50)	0
	No, probably not	0
	No, definitely not	0
How would you say things in the United States are going? Are they going in the right direction or off on the wrong track?	Right direction	37
	Wrong track	63
How motivated are you about voting in the November election on a scale from 0 to 10, where 0 means you are not motivated at all and 10 means you are extremely motivated?	0 - not motivated at all	0
	1	0
	2	0
	3	0
	4	0
	5	1
	6	0
	7	1
	8	2
	9	3
	10 - extremely motivated	91
	Total 0 through 2	1
	Total 8 through 10	95
	Weighted Average	10


Change Research - CNBC "State of Play" Poll National Likely Voters October 29 - November 1, 2020		Total Likely Voters
How did you/will you vote this year?	Vote by mail	32
	Vote in person before Election Day	43
	Vote in person on Election Day	24
	Not sure	1
How favorable are your feelings about each of the following people and organizations?		
Donald Trump	Very favorable	35
	Somewhat favorable	6
	Neutral	2
	Somewhat unfavorable	3
	Very unfavorable	53
	Never heard of them	1
	Total Favorable	42
	Total Unfavorable	56
	Net Favorable	-14
Joe Biden	Very favorable	34
	Somewhat favorable	16
	Neutral	5
	Somewhat unfavorable	4
	Very unfavorable	41
	Never heard of them	1
	Total Favorable	50
	Total Unfavorable	44
	Net Favorable	5
Pharmaceutical drug companies	Very favorable	2
	Somewhat favorable	7
	Neutral	26
	Somewhat unfavorable	28
	Very unfavorable	37
	Never heard of them	1
	Total Favorable	9
	Total Unfavorable	64
	Net Favorable	-56
Kamala Harris	Very favorable	35
	Somewhat favorable	14

Change Research - CNBC "State of Play" Poll
 National Likely Voters
 October 29 - November 1, 2020




**Total Likely
 Voters**

	Neutral	5
	Somewhat unfavorable	4
	Very unfavorable	41
	Never heard of them	1
	Total Favorable	49
	Total Unfavorable	44
	Net Favorable	5
Mike Pence	Very favorable	34
	Somewhat favorable	7
	Neutral	4
	Somewhat unfavorable	5
	Very unfavorable	49
	Never heard of them	1
	Total Favorable	41
	Total Unfavorable	54
	Net Favorable	-13
Nancy Pelosi	Very favorable	22
	Somewhat favorable	17
	Neutral	11
	Somewhat unfavorable	5
	Very unfavorable	45
	Never heard of them	1
	Total Favorable	39
	Total Unfavorable	50
	Net Favorable	-11
Mitch McConnell	Very favorable	14
	Somewhat favorable	15
	Neutral	12
	Somewhat unfavorable	5
	Very unfavorable	52
	Never heard of them	3
	Total Favorable	29
	Total Unfavorable	57
	Net Favorable	-28

Change Research - CNBC "State of Play" Poll National Likely Voters October 29 - November 1, 2020		Total Likely Voters
Were you able to vote in the 2018 election for U.S. Congress, or for some reason were you unable to vote?	Voted	81
	Did not vote	16
	Not registered/Ineligible/Too young	3
[IF DID NOT VOTE IN 2016] Will this be the first time you have ever voted in a presidential election?	Yes	62
	No	38
Regardless of how you plan to vote, who do you believe will win the election for president?	Donald Trump	45
	Joe Biden	55
When do you believe we will know who won the election for president?	Will know on Election Night	30
	Will know within a few days	32
	Will know within a week	18
	Will take more than a week	18
	Will never know	2
[IF TRUMP VOTER] Even though you are supporting Donald Trump now, did you ever consider voting for another candidate in the general election?	Yes	12
	No	88
[IF BIDEN VOTER] Even though you are supporting Joe Biden now, did you ever consider voting for another candidate in the general election?	Yes	25
	No	75
[IF NOT UNSURE] When did you decide how you were going to vote?	Over a year ago	55
	During the Democratic primary	12
	When COVID-19 hit in March	3
	During the second wave of COVID-19 this summer	2
	During the conventions	2
	During the period following George Floyd's death	4
	After Justice Ruth Bader Ginsburg's death	1
	After the first debate	2
	After the President's COVID-19 diagnosis	0
	During the last two weeks	3
	Other (specified)	17

Change Research - CNBC "State of Play" Poll National Likely Voters October 29 - November 1, 2020		Total Likely Voters
[IF TRUMP VOTER] Are you mostly voting FOR Donald Trump or AGAINST Joe Biden?	Mostly voting FOR Donald Trump	81
	Mostly voting AGAINST Joe Biden	19
[IF BIDEN VOTER] Are you mostly voting FOR Joe Biden or AGAINST Donald Trump?	Mostly voting FOR Joe Biden	40
	Mostly voting AGAINST Donald Trump	60
Do you agree or disagree with the following statement: Donald Trump deserves to be re-elected for another four years.	Strongly agree	38
	Somewhat agree	5
	Somewhat disagree	2
	Strongly disagree	55
	Total agree	42
	Total disagree	58
	Net agree	-15
How important was each of these to your decision to support Joe Biden for President?		
Removing Trump from office	The single most important reason	70
	A very important reason	26
	A somewhat important reason	3
	Not a very important reason	0
	Not an important reason at all	1
	Total important	99
	Total not important	1
Trump's temperament	The single most important reason	33
	A very important reason	55
	A somewhat important reason	8
	Not a very important reason	3
	Not an important reason at all	2
	Total important	96
	Total not important	4
How Biden will handle the COVID-19 pandemic	The single most important reason	31
	A very important reason	63

Change Research - CNBC "State of Play" Poll National Likely Voters October 29 - November 1, 2020		Total Likely Voters
	A somewhat important reason	5
	Not a very important reason	1
	Not an important reason at all	1
	Total important	98
	Total not important	2
Biden's plans for the economy and jobs	The single most important reason	15
	A very important reason	65
	A somewhat important reason	17
	Not a very important reason	2
	Not an important reason at all	2
	Total important	96
	Total not important	4
Biden's views on social issues like abortion, LGBTQ rights, guns, and civil rights	The single most important reason	18
	A very important reason	65
	A somewhat important reason	12
	Not a very important reason	3
	Not an important reason at all	2
	Total important	95
	Total not important	5
Biden will bring out country together	The single most important reason	27
	A very important reason	60
	A somewhat important reason	8
	Not a very important reason	3
	Not an important reason at all	1
	Total important	96
	Total not important	4
Biden will address racism, discrimination, and policing	The single most important reason	23
	A very important reason	64
	A somewhat important reason	10
	Not a very important reason	2
	Not an important reason at all	1

Change Research - CNBC "State of Play" Poll National Likely Voters October 29 - November 1, 2020		Total Likely Voters
	Total important	97
	Total not important	3
Biden believes in climate change and has a plan to address it	The single most important reason	24
	A very important reason	65
	A somewhat important reason	7
	Not a very important reason	2
	Not an important reason at all	1
	Total important	97
	Total not important	3
Biden's experience as Vice President and U.S. Senator	The single most important reason	16
	A very important reason	56
	A somewhat important reason	18
	Not a very important reason	7
	Not an important reason at all	3
	Total important	90
	Total not important	10
Biden will restore our standing on the world stage	The single most important reason	24
	A very important reason	64
	A somewhat important reason	9
	Not a very important reason	2
	Not an important reason at all	1
	Total important	97
	Total not important	3
Biden will protect pre-existing conditions and reduce health care costs	The single most important reason	27
	A very important reason	64
	A somewhat important reason	7
	Not a very important reason	1
	Not an important reason at all	1
	Total important	98
	Total not important	2

Change Research - CNBC "State of Play" Poll National Likely Voters October 29 - November 1, 2020		Total Likely Voters
Biden will make the wealthy and big corporations pay their fair share of taxes	The single most important reason	21
	A very important reason	60
	A somewhat important reason	14
	Not a very important reason	3
	Not an important reason at all	2
	Total important	96
	Total not important	4
Biden will protect Medicare and Social Security from any cuts	The single most important reason	22
	A very important reason	65
	A somewhat important reason	10
	Not a very important reason	2
	Not an important reason at all	1
	Total important	97
	Total not important	3
How important was each of these to your decision to support Donald Trump for President?		
Preventing Joe Biden from becoming president	The single most important reason	31
	A very important reason	45
	A somewhat important reason	12
	Not a very important reason	8
	Not an important reason at all	4
	Total important	88
	Total not important	12
Biden will raise taxes on companies and individuals	The single most important reason	32
	A very important reason	56
	A somewhat important reason	8
	Not a very important reason	3
	Not an important reason at all	1
	Total important	96
	Total not important	4
Stories about Hunter Biden	The single most important reason	17

Change Research - CNBC "State of Play" Poll National Likely Voters October 29 - November 1, 2020		Total Likely Voters
	A very important reason	39
	A somewhat important reason	22
	Not a very important reason	13
	Not an important reason at all	9
	Total important	78
	Total not important	22
Democrats will push socialist policies	The single most important reason	52
	A very important reason	45
	A somewhat important reason	2
	Not a very important reason	1
	Not an important reason at all	1
	Total important	98
	Total not important	2
Trump's accomplishments on the economy and jobs	The single most important reason	46
	A very important reason	51
	A somewhat important reason	3
	Not a very important reason	0
	Not an important reason at all	0
	Total important	100
	Total not important	0
Trump's handling of the COVID-19 pandemic	The single most important reason	17
	A very important reason	51
	A somewhat important reason	21
	Not a very important reason	9
	Not an important reason at all	3
	Total important	89
	Total not important	11
Trump's appointments to the judiciary like the Supreme Court	The single most important reason	28
	A very important reason	56
	A somewhat important reason	14
	Not a very important reason	2
	Not an important reason at all	1

Change Research - CNBC "State of Play" Poll
 National Likely Voters
 October 29 - November 1, 2020



Total Likely Voters

	Total important	97
	Total not important	3
Trump is not a typical career politician	The single most important reason	37
	A very important reason	49
	A somewhat important reason	9
	Not a very important reason	3
	Not an important reason at all	3
	Total important	94
	Total not important	6
Trump is standing up to ANTIFA and radical leftwing protesters	The single most important reason	35
	A very important reason	58
	A somewhat important reason	6
	Not a very important reason	0
	Not an important reason at all	1
	Total important	99
	Total not important	1
Trump's views on gun laws and abortion	The single most important reason	30
	A very important reason	59
	A somewhat important reason	8
	Not a very important reason	2
	Not an important reason at all	1
	Total important	97
	Total not important	3
Trump's America First views	The single most important reason	46
	A very important reason	48
	A somewhat important reason	4
	Not a very important reason	1
	Not an important reason at all	1
	Total important	99
	Total not important	1

Change Research - CNBC "State of Play" Poll National Likely Voters October 29 - November 1, 2020		Total Likely Voters
Trump is tough on immigration	The single most important reason	26
	A very important reason	59
	A somewhat important reason	11
	Not a very important reason	3
	Not an important reason at all	2
	Total important	96
	Total not important	4
Trump wants to repeal and replace the Affordable Care Act	The single most important reason	20
	A very important reason	47
	A somewhat important reason	19
	Not a very important reason	11
	Not an important reason at all	3
	Total important	86
	Total not important	14
Which THREE of the following are the most important issues facing the country:	COVID-19	44
	The economy, jobs and cost of living	43
	Political corruption	31
	Racism and discrimination	29
	Health care and drug costs	27
	Law and order	26
	Climate change and the environment	23
	Medicare and Social Security	14
	National security	14
	Immigration	11
	Taxes	9
	Education	9
	Guns	9
	The budget	5
	Infrastructure	5
How would you rate the current state of:		
The U.S. economy	Excellent	11
	Good	32
	Not so good	38
	Poor	19

Change Research - CNBC "State of Play" Poll
 National Likely Voters
 October 29 - November 1, 2020



Total Likely Voters

	Total Excellent/Good	44
	Total Poor/Not so good	56
Your personal finances	Excellent	17
	Good	53
	Not so good	20
	Poor	10
	Total Excellent/Good	70
	Total Poor/Not so good	30
The stock market	Excellent	13
	Good	52
	Not so good	28
	Poor	7
	Total Excellent/Good	65
	Total Poor/Not so good	35
Your savings	Excellent	16
	Good	42
	Not so good	25
	Poor	17
	Total Excellent/Good	58
	Total Poor/Not so good	42
The U.S. job market	Excellent	10
	Good	32
	Not so good	41
	Poor	17
	Total Excellent/Good	42
	Total Poor/Not so good	58
Your own job security	Excellent	32
	Good	43
	Not so good	14
	Poor	11
	Total Excellent/Good	75
	Total Poor/Not so good	25

Change Research - CNBC "State of Play" Poll
 National Likely Voters
 October 29 - November 1, 2020



**Total Likely
 Voters**


	Excellent	7
	Good	43
	Not so good	37
	Poor	13
	Total Excellent/Good	50
	Total Poor/Not so good	50
The economy in your state	Excellent	9
	Good	41
	Not so good	39
	Poor	11
	Total Excellent/Good	50
	Total Poor/Not so good	50
Your health care costs	Excellent	7
	Good	41
	Not so good	31
	Poor	20
	Total Excellent/Good	49
	Total Poor/Not so good	51
The federal debt	Excellent	1
	Good	10
	Not so good	42
	Poor	47
	Total Excellent/Good	11
	Total Poor/Not so good	89
Looking ahead to the next year, how do you feel about each of the following:		
The U.S. economy	Very confident and optimistic	24
	Somewhat confident and optimistic	29
	Somewhat worried and uncertain	29
	Very worried and uncertain	18
	Total Confident/Optimistic	53


Change Research - CNBC "State of Play" Poll
 National Likely Voters
 October 29 - November 1, 2020



Total Likely Voters

	Total Worried/Uncertain	47
Your personal finances	Very confident and optimistic	24
	Somewhat confident and optimistic	41
	Somewhat worried and uncertain	24
	Very worried and uncertain	11
	Total Confident/Optimistic	65
	Total Worried/Uncertain	35
Your wages rising	Very confident and optimistic	18
	Somewhat confident and optimistic	38
	Somewhat worried and uncertain	31
	Very worried and uncertain	14
	Total Confident/Optimistic	55
	Total Worried/Uncertain	45
Your health care costs	Very confident and optimistic	15
	Somewhat confident and optimistic	36
	Somewhat worried and uncertain	30
	Very worried and uncertain	18
	Total Confident/Optimistic	51
	Total Worried/Uncertain	49
Your own job security	Very confident and optimistic	39
	Somewhat confident and optimistic	34
	Somewhat worried and uncertain	16
	Very worried and uncertain	11
	Total Confident/Optimistic	73
	Total Worried/Uncertain	27
The unemployment rate	Very confident and optimistic	21
	Somewhat confident and optimistic	29


Change Research - CNBC "State of Play" Poll National Likely Voters October 29 - November 1, 2020		Total Likely Voters
	Somewhat worried and uncertain	31
	Very worried and uncertain	19
	Total Confident/Optimistic	50
	Total Worried/Uncertain	50
Which of the following statements comes closer to your point of view:	The economy is struggling and we need more financial relief from Washington.	70
	The economy is recovering and we do not need any more financial relief from Washington.	30
Do you approve or disapprove of the job Donald Trump is doing handling each of the following issues:		
The coronavirus	Strongly approve	28
	Somewhat approve	13
	Somewhat disapprove	3
	Strongly disapprove	56
	Total approve	41
	Total disapprove	59
The economy	Strongly approve	37
	Somewhat approve	10
	Somewhat disapprove	14
	Strongly disapprove	40
	Total approve	46
	Total disapprove	54
Helping your pocketbook	Strongly approve	30
	Somewhat approve	15
	Somewhat disapprove	12
	Strongly disapprove	43
	Total approve	45
	Total disapprove	55
The stock market	Strongly approve	32
	Somewhat approve	20
	Somewhat disapprove	18
	Strongly disapprove	31

Change Research - CNBC "State of Play" Poll National Likely Voters October 29 - November 1, 2020		Total Likely Voters
	Total approve	51
	Total disapprove	49
Who do you think would do a better job handling each of the following: Donald Trump and Republicans - or - Joe Biden and Democrats?		
Handling the coronavirus	Trump and Republicans much more	31
	Trump and Republicans somewhat more	11
	Biden and Democrats somewhat more	6
	Biden and Democrats much more	51
	Trump & GOP more	42
	Biden & Dems more	58
Recovering from a recession	Trump and Republicans much more	40
	Trump and Republicans somewhat more	5
	Biden and Democrats somewhat more	16
	Biden and Democrats much more	39
	Trump & GOP more	45
	Biden & Dems more	55
Getting people back to work	Trump and Republicans much more	40
	Trump and Republicans somewhat more	5
	Biden and Democrats somewhat more	19
	Biden and Democrats much more	36
	Trump & GOP more	46
	Biden & Dems more	54
Ensuring protections for pre-existing conditions	Trump and Republicans much more	30
	Trump and Republicans somewhat more	11

Change Research - CNBC "State of Play" Poll National Likely Voters October 29 - November 1, 2020		Total Likely Voters
	Biden and Democrats somewhat more	9
	Biden and Democrats much more	50
	Trump & GOP more	41
	Biden & Dems more	59
Making healthcare more affordable	Trump and Republicans much more	32
	Trump and Republicans somewhat more	10
	Biden and Democrats somewhat more	12
	Biden and Democrats much more	46
	Trump & GOP more	42
	Biden & Dems more	58
Immigration	Trump and Republicans much more	39
	Trump and Republicans somewhat more	5
	Biden and Democrats somewhat more	14
	Biden and Democrats much more	42
	Trump & GOP more	43
	Biden & Dems more	57
Bringing our country together in times of national crisis	Trump and Republicans much more	29
	Trump and Republicans somewhat more	13
	Biden and Democrats somewhat more	11
	Biden and Democrats much more	47
	Trump & GOP more	42
	Biden & Dems more	58
Keeping our neighborhoods safe	Trump and Republicans much more	39

Change Research - CNBC "State of Play" Poll National Likely Voters October 29 - November 1, 2020		Total Likely Voters
	Trump and Republicans somewhat more	5
	Biden and Democrats somewhat more	21
	Biden and Democrats much more	35
	Trump & GOP more	44
	Biden & Dems more	56
Combating racism and discrimination	Trump and Republicans much more	29
	Trump and Republicans somewhat more	12
	Biden and Democrats somewhat more	11
	Biden and Democrats much more	48
	Trump & GOP more	41
	Biden & Dems more	59
Putting the middle class first	Trump and Republicans much more	35
	Trump and Republicans somewhat more	8
	Biden and Democrats somewhat more	15
	Biden and Democrats much more	42
	Trump & GOP more	43
	Biden & Dems more	57
The economy	Trump and Republicans much more	40
	Trump and Republicans somewhat more	5
	Biden and Democrats somewhat more	21
	Biden and Democrats much more	34
	Trump & GOP more	45
	Biden & Dems more	55


Change Research - CNBC "State of Play" Poll National Likely Voters October 29 - November 1, 2020		Total Likely Voters
Making the US respected around the globe	Trump and Republicans much more	38
	Trump and Republicans somewhat more	5
	Biden and Democrats somewhat more	8
	Biden and Democrats much more	50
	Trump & GOP more	42
	Biden & Dems more	58
Thinking about the following characteristics and qualities, please say whether you think each one better describes Donald Trump or Joe Biden?		
Compassionate	Joe Biden	62
	Donald Trump	38
Experienced	Joe Biden	61
	Donald Trump	39
Tough	Joe Biden	46
	Donald Trump	54
Knowledgeable	Joe Biden	58
	Donald Trump	42
Honest and trustworthy	Joe Biden	58
	Donald Trump	42
Divisive	Joe Biden	38
	Donald Trump	62
Physically fit to be president	Joe Biden	56
	Donald Trump	44
Mentally fit to be president	Joe Biden	57
	Donald Trump	43
Shares my values	Joe Biden	57
	Donald Trump	43
Corrupt	Joe Biden	42
	Donald Trump	58

Change Research - CNBC "State of Play" Poll National Likely Voters October 29 - November 1, 2020		Total Likely Voters
Out of touch	Joe Biden	43
	Donald Trump	57
Presidential	Joe Biden	61
	Donald Trump	39
Will keep his campaign promises	Joe Biden	56
	Donald Trump	44
The safe choice	Joe Biden	59
	Donald Trump	41
How serious are your concerns about the coronavirus disease?	Very serious concerns	52
	Somewhat serious concerns	23
	Minor concerns	17
	No concerns at all	8
	Total serious concerns	75
Thinking about the impact of coronavirus on you and your family, are you more concerned about the impact on your family's health and safety or the impact on your family's financial situation?	My family's health and safety much more	48
	My family's health and safety somewhat more	23
	My family's financial situation somewhat more	18
	My family's financial situation much more	11
	Health & Safety more	71
	Finances more	29
Thinking about the impact of the coronavirus, do you think:	Things are getting better	32
	Things are getting worse	54
	Not sure	13
Do you approve or disapprove of the job Dr. Anthony Fauci is doing handling the coronavirus?	Strongly approve	46
	Somewhat approve	26
	Somewhat disapprove	17
	Strongly disapprove	12
	Total approve	72
	Total disapprove	28


Change Research - CNBC "State of Play" Poll National Likely Voters October 29 - November 1, 2020		Total Likely Voters
Do you personally know anyone who has been diagnosed with the coronavirus, or not? Select all that apply.	Yes, me personally	6
	Yes, a family member	32
	Yes, a close friend	34
	Yes, a coworker	22
	Yes, a member of my local community	34
	None of the above	21
Have you or someone in your household lost wages or had your salary cut as a result of the coronavirus outbreak? Select all that apply.	Yes, me personally	23
	Yes, someone in my household	30
	No	52
Have you or someone in your household lost your job or been furloughed as a result of the coronavirus outbreak? Select all that apply.	Yes, me personally	16
	Yes, someone in my household	23
	No	65
[IF YES HOUSEHOLD WAGE LOSS] Are you or someone in your household currently experiencing lost wages or a salary cut as a result of the coronavirus outbreak? Select all that apply.	Yes, me personally	32
	Yes, someone in my household	43
	No	31
[IF YES HOUSEHOLD JOB LOSS] Are you or someone in your household currently experiencing a lost job or furlough as a result of the coronavirus outbreak? Select all that apply.	Yes, me personally	31
	Yes, someone in my household	44
	No	33
Is your state reopening too quickly, not quickly enough, or at the right pace?	Too quickly	32
	Not quickly enough	30
	At the right pace	38
What steps are you currently taking in response to the coronavirus? Select all that apply.	Wearing a face mask in public	90
	Taking precautions like handwashing	89
	Engaging in "social distancing"	82
	Avoiding crowds	76
	Purchasing medical supplies (medicine, sanitizer, masks)	59

Change Research - CNBC "State of Play" Poll National Likely Voters October 29 - November 1, 2020		Total Likely Voters
	Not going to restaurants and bars	57
	Sheltering at home	45
	Working from home	28
In your opinion, are the following activities safe at this stage of the coronavirus outbreak?		
Letting students return to school	Safe	37
	Unsafe	44
	Not sure	18
Children going to daycare	Safe	33
	Unsafe	44
	Not sure	24
Go to work at your workplace	Safe	51
	Unsafe	26
	Not sure	22
Go to a hair or nail salon	Safe	51
	Unsafe	31
	Not sure	19
Go to a bar	Safe	23
	Unsafe	66
	Not sure	11
Dine-in at a restaurant	Safe	40
	Unsafe	45
	Not sure	15
Go shopping	Safe	62
	Unsafe	21
	Not sure	18
Use public transportation like a bus or train	Safe	24
	Unsafe	53
	Not sure	22
Take a flight	Safe	32
	Unsafe	45
	Not sure	23

Change Research - CNBC "State of Play" Poll National Likely Voters October 29 - November 1, 2020		Total Likely Voters
Stay in a hotel	Safe	49
	Unsafe	28
	Not sure	23
Take a rideshare like Uber or Lyft	Safe	34
	Unsafe	41
	Not sure	25
Go to a movie theater	Safe	26
	Unsafe	59
	Not sure	15
Attend an indoor campaign rally	Safe	21
	Unsafe	68
	Not sure	11
Attend an outdoor sporting event	Safe	39
	Unsafe	41
	Not sure	20
Attend a protest	Safe	21
	Unsafe	60
	Not sure	19
Attend an outdoor campaign rally	Safe	40
	Unsafe	44
	Not sure	16
Gather with family for Thanksgiving	Safe	44
	Unsafe	35
	Not sure	21
Donald Trump is campaigning by hosting large campaign rallies where many people are not wearing masks or social distancing. Do you approve or disapprove of the way that Donald Trump has campaigned?	Strongly approve	26
	Somewhat approve	13
	Somewhat disapprove	6
	Strongly disapprove	55
	Total approve	39
	Total disapprove	61


Change Research - CNBC "State of Play" Poll National Likely Voters October 29 - November 1, 2020		Total Likely Voters
Joe Biden is campaigning by hosting a mix of virtual events and socially distant outdoor events like drive-in rallies where he and his supporters wear masks. Do you approve or disapprove of the way that Joe Biden has campaigned?	Strongly approve	49
	Somewhat approve	24
	Somewhat disapprove	10
	Strongly disapprove	18
	Total approve	72
	Total disapprove	28
Do you agree or disagree with the following statements:		
We are going into a dark winter, President Trump has given up fighting the coronavirus, and we need to listen to the scientists.	Strongly agree	54
	Somewhat agree	6
	Somewhat disagree	7
	Strongly disagree	32
	Total agree	60
	Total disagree	40
	Net agree	20
The country is rounding the corner on the coronavirus, vaccines are coming very soon, and we have to reopen our country.	Strongly agree	31
	Somewhat agree	14
	Somewhat disagree	11
	Strongly disagree	44
	Total agree	44
	Total disagree	56
	Net agree	-11
How concerned are you that:		
Donald Trump will only accept the outcome of the election if he wins.	Very concerned	48
	Somewhat concerned	10
	Not too concerned	14
	Not concerned at all	28
	Total concerned	58
Joe Biden will only accept the outcome of the election if he wins.	Very concerned	21
	Somewhat concerned	13
	Not too concerned	22
	Not concerned at all	44

Change Research - CNBC "State of Play" Poll National Likely Voters October 29 - November 1, 2020		Total Likely Voters
	Total concerned	35
There will be people openly carrying firearms at the polls.	Very concerned	38
	Somewhat concerned	19
	Not too concerned	17
	Not concerned at all	25
	Total concerned	57
There will be post-election protests and violence by left-wing groups.	Very concerned	39
	Somewhat concerned	20
	Not too concerned	22
	Not concerned at all	18
	Total concerned	60
There will be post-election protests and violence by right-wing groups.	Very concerned	44
	Somewhat concerned	18
	Not too concerned	14
	Not concerned at all	24
	Total concerned	62
The Russians, Iranians, Chinese and other foreign governments are trying to interfere in our election.	Very concerned	49
	Somewhat concerned	26
	Not too concerned	15
	Not concerned at all	10
	Total concerned	74
Donald Trump will try to prevent every vote from being counted to help him win.	Very concerned	51
	Somewhat concerned	6
	Not too concerned	8
	Not concerned at all	35
	Total concerned	57
Joe Biden will try to get fraudulent votes counted to help him win.	Very concerned	32
	Somewhat concerned	9
	Not too concerned	8

Change Research - CNBC "State of Play" Poll National Likely Voters October 29 - November 1, 2020		Total Likely Voters
	Not concerned at all	51
	Total concerned	41
American intelligence agencies have reported that the Russian government is engaging in election interference. Why do you believe the Russian government is interfering in our elections? Select all that apply.	To help Donald Trump	46
	To help Joe Biden	19
	To sow division and undermine our democracy	67
	None of the above	10
[IF BIDEN VOTER] If Donald Trump wins the election, will you consider leaving the country?	Yes	29
	No	44
	Maybe	28
[IF TRUMP VOTER] If Joe Biden wins the election, will you consider leaving the country?	Yes	10
	No	77
	Maybe	13
Which of the following best matches your religious affiliation?	Non-religious	27
	Protestant, Non-Evangelical	20
	Non-observant Catholic	12
	Evangelical	12
	Observant Catholic	11
	Jewish	1
	Mormon / Church of Jesus Christ of Latter-day Saints	1
	Muslim	0
	Other	16
What is your marital status?	Single, never married	14
	Married	58
	Divorced	12
	Living with a partner	7
	Widowed	5
	Separated	2
	Prefer not to say	2
Are you or anyone else in your household a current or former member of a labor union?	Yes, someone in my household is currently a member of a labor union	15

Change Research - CNBC "State of Play" Poll National Likely Voters October 29 - November 1, 2020		Total Likely Voters
	Yes, someone in my household was formerly a member of a labor union	23
	No one in my household has ever been a member of a labor union	62
Which of the following do you consider your current or most recent job?	White collar	33
	Blue collar	23
	Service industry	14
	Health care worker	10
	Educator	8
	Homemaker	4
	Have not worked	4
	Student	2
	Military	2
Which of the following are your main sources of news about politics and current events? Select all that apply.	Online news websites	57
	Social media and websites where news is shared (such as Facebook, Twitter or YouTube)	47
	Local television	42
	Broadcast television news (CBS, NBC or ABC)	39
	Fox News	34
	CNN	34
	National newspapers (such as NYT, WSJ, or Washington Post)	33
	Radio	29
	MSNBC	28
	Other (specified)	14
For statistical purposes, what is your annual household income?	Under \$20,000	6
	\$20,000 to \$34,999	9
	\$35,000 to \$49,999	12
	\$50,000 to \$74,999	19
	\$75,000 to \$99,999	14
	\$100,000 to \$124,999	12
	\$125,000 or more	18
	Prefer not to say	10
How often do you think about what is going on with the stock market indexes, like the Dow Jones or S&P 500?	Multiple times a day	7
	Once a day	13

Change Research - CNBC "State of Play" Poll National Likely Voters October 29 - November 1, 2020		Total Likely Voters
	A couple times a week	19
	Once a week	13
	Once a month	11
	A couple times a year	6
	Once a year	1
	Almost never	30
Would you describe yourself as:	Progressive	18
	Liberal	20
	Moderate	30
	Conservative	31
In general, how would you rate the job that Donald Trump is doing as President?	Strongly approve	36
	Somewhat approve	8
	Somewhat disapprove	4
	Strongly disapprove	52
In the November 2016 election, did you vote for:	Hillary Clinton, the Democrat	44
	Donald Trump, the Republican	40
	Did not vote	11
	Gary Johnson, the Libertarian	3
	Jill Stein, the Green Party	1
custom_pres	Donald Trump, the Republican	43
	Howie Hawkins, the Green Party	1
	Jo Jorgensen, the Libertarian	2
	Joe Biden, the Democrat	54
	Not sure	1
Gender	Male	45
	Female	55
Age Range	18 to 34	20
	35 to 49	23
	50 to 64	29
	65 or older	28
Ethnicity	American Indian or Alaska Native	0
	Asian / Pacific Islander	3
	Black or African American	11
	Hispanic or Latino/a	12

Change Research - CNBC "State of Play" Poll National Likely Voters October 29 - November 1, 2020		Total Likely Voters
	Other	2
	White / Caucasian	72
Educational Attainment	High school diploma or less	30
	Some college, but no degree	19
	Associate's degree, or two-year college degree	10
	Bachelor's degree, or four-year college degree	26
	Graduate degree	15
7 Pt Party ID	Strong Democrat	33
	Weak Democrat	8
	Ind Democrats	10
	Independents	7
	Ind Republicans	12
	Weak Republican	5
	Strong Republican	26
Party ID	Democrat	41
	Republican	30
	Independent/Other	28
	Other (specified)	0
Allocated PID	Strong + Weak + Indep Dems	51
	Independents	7
	Strong + Weak + Indep Repubs	42