


Change Research - CNBC "State of Play" Poll Battleground Likely Voters October 29 - November 1, 2020		Total Likely Voters
Total Sample Size (Weighted)		3328
State Sample Sizes (Unweighted)	Arizona	409
	Florida	806
	Michigan	383
	North Carolina	473
	Pennsylvania	699
	Wisconsin	553
Margin of Error (as traditionally calculated)	Total Battleground	±1.7%
	Arizona	±4.85%
	Florida	±3.45%
	Michigan	±5.01%
	North Carolina	±4.51%
	Pennsylvania	±3.71%
	Wisconsin	±4.17%
Total Battleground Presidential Ballot	Joe Biden, the Democrat	50
	Donald Trump, the Republican	46
	Howie Hawkins, the Green Party	0
	Jo Jorgensen, the Libertarian	2
	Not sure	1
	Biden - Trump	4
[AZ] Total Presidential Ballot	Joe Biden, the Democrat	50
	Donald Trump, the Republican	47
	Howie Hawkins, the Green Party	0
	Jo Jorgensen, the Libertarian	2
	Not sure	1
	Biden - Trump	3
[FL] Total Presidential Ballot	Joe Biden, the Democrat	51
	Donald Trump, the Republican	48
	Howie Hawkins, the Green Party	0
	Jo Jorgensen, the Libertarian	0
	Not sure	1
	Biden - Trump	3
[MI] Total Presidential Ballot	Joe Biden, the Democrat	51

Change Research - CNBC "State of Play" Poll Battleground Likely Voters October 29 - November 1, 2020		Total Likely Voters
	Donald Trump, the Republican	44
	Howie Hawkins, the Green Party	1
	Jo Jorgensen, the Libertarian	3
	Not sure	1
	Biden - Trump	7
[NC] Total Presidential Ballot	Joe Biden, the Democrat	49
	Donald Trump, the Republican	47
	Howie Hawkins, the Green Party	1
	Jo Jorgensen, the Libertarian	2
	Not sure	1
	Biden - Trump	2
[PA] Total Presidential Ballot	Joe Biden, the Democrat	50
	Donald Trump, the Republican	46
	Howie Hawkins, the Green Party	0
	Jo Jorgensen, the Libertarian	2
	Not sure	2
	Biden - Trump	4
[WI] Total Presidential Ballot	Joe Biden, the Democrat	53
	Donald Trump, the Republican	45
	Howie Hawkins, the Green Party	0
	Jo Jorgensen, the Libertarian	2
	Not sure	0
	Biden - Trump	8
[AZ] Total Senate Ballot	Mark Kelly, the Democrat	51
	Martha McSally, the Republican	47
	Don't recall	1
	Did not vote	0
	Not sure	1
	Kelly - McSally	4
[MI] Total Senate Ballot	Gary Peters, the Democrat	51
	John James, the Republican	46
	Don't recall	1
	Did not vote	0

Change Research - CNBC "State of Play" Poll Battleground Likely Voters October 29 - November 1, 2020		Total Likely Voters
	Not sure	2
	Would not vote	0
	Peters - James	5
[NC] Total Senate Ballot	Cal Cunningham, the Democrat	50
	Thom Tillis, the Republican	46
	Don't recall	2
	Did not vote	1
	Would not vote	1
	Not sure	1
	Cunningham - Tillis	4
Do you plan to vote in the November election for President and other state and local offices?	Yes, I already voted	68
	Yes, definitely	31
	Yes, probably	1
	Maybe (50-50)	0
	No, probably not	0
	No, definitely not	0
How would you say things in the United States are going? Are they going in the right direction or off on the wrong track?	Right direction	41
	Wrong track	59
How motivated are you about voting in the November election on a scale from 0 to 10, where 0 means you are not motivated at all and 10 means you are extremely motivated?	0 - not motivated at all	0
	1	0
	2	0
	3	0
	4	0
	5	1
	6	0
	7	1
	8	2
	9	2
	10 - extremely motivated	93
	Total 0 through 2	1
	Total 8 through 10	97
	Weighted Average	10

Change Research - CNBC "State of Play" Poll
 Battleground Likely Voters
 October 29 - November 1, 2020



Total Likely Voters

How did you/will you vote this year?	Vote by mail	35
	Vote in person before Election Day	38
	Vote in person on Election Day	26
	Not sure	1
How favorable are your feelings about each of the following people and organizations?		
Donald Trump	Very favorable	39
	Somewhat favorable	7
	Neutral	2
	Somewhat unfavorable	2
	Very unfavorable	50
	Never heard of them	1
	Total Favorable	46
	Total Unfavorable	52
	Net Favorable	-6
Joe Biden	Very favorable	33
	Somewhat favorable	14
	Neutral	3
	Somewhat unfavorable	5
	Very unfavorable	44
	Never heard of them	1
	Total Favorable	47
	Total Unfavorable	48
	Net Favorable	-1
Pharmaceutical drug companies	Very favorable	2
	Somewhat favorable	8
	Neutral	25
	Somewhat unfavorable	29
	Very unfavorable	35
	Never heard of them	1
	Total Favorable	10
	Total Unfavorable	64
	Net Favorable	-54
Kamala Harris	Very favorable	34
	Somewhat favorable	12


Change Research - CNBC "State of Play" Poll
 Battleground Likely Voters
 October 29 - November 1, 2020



Total Likely Voters

	Neutral	5
	Somewhat unfavorable	3
	Very unfavorable	46
	Never heard of them	1
	Total Favorable	45
	Total Unfavorable	49
	Net Favorable	-3
Mike Pence	Very favorable	38
	Somewhat favorable	7
	Neutral	5
	Somewhat unfavorable	5
	Very unfavorable	44
	Never heard of them	1
	Total Favorable	45
	Total Unfavorable	49
	Net Favorable	-4
Nancy Pelosi	Very favorable	20
	Somewhat favorable	15
	Neutral	10
	Somewhat unfavorable	5
	Very unfavorable	49
	Never heard of them	1
	Total Favorable	35
	Total Unfavorable	54
	Net Favorable	-19
Mitch McConnell	Very favorable	15
	Somewhat favorable	15
	Neutral	13
	Somewhat unfavorable	5
	Very unfavorable	49
	Never heard of them	3
	Total Favorable	30
	Total Unfavorable	54
	Net Favorable	-25

Change Research - CNBC "State of Play" Poll Battleground Likely Voters October 29 - November 1, 2020		Total Likely Voters
In general, how would you rate the job that Donald Trump is doing as President?	Strongly approve	41
	Somewhat approve	7
	Somewhat disapprove	3
	Strongly disapprove	49
	Total approve	48
	Total disapprove	52
[IF DID NOT VOTE IN 2016] Will this be the first time you have ever voted in a presidential election?	Yes	56
	No	44
Regardless of how you plan to vote, who do you believe will win the election for president?	Donald Trump	50
	Joe Biden	50
When do you believe we will know who won the election for president?	Will know on Election Night	29
	Will know within a few days	32
	Will know within a week	19
	Will take more than a week	18
	Will never know	2
[IF TRUMP VOTER] Even though you are supporting Donald Trump now, did you ever consider voting for another candidate in the general election?	Yes	16
	No	84
[IF BIDEN VOTER] Even though you are supporting Joe Biden now, did you ever consider voting for another candidate in the general election?	Yes	26
	No	74
[IF NOT UNDECIDED] When did you decide how you were going to vote?	Over a year ago	56
	During the Democratic primary	11
	When COVID-19 hit in March	4
	During the second wave of COVID-19 this summer	2
	During the conventions	2
	During the period following George Floyd's death	3
	After Justice Ruth Bader Ginsburg's death	1
	After the first debate	2
	After the President's COVID-19 diagnosis	0
	During the last two weeks	2

Change Research - CNBC "State of Play" Poll Battleground Likely Voters October 29 - November 1, 2020		Total Likely Voters
	On Election Day	0
	Other (specified)	16
[IF TRUMP VOTER] Are you mostly voting FOR Donald Trump or AGAINST Joe Biden?	Mostly voting FOR Donald Trump	84
	Mostly voting AGAINST Joe Biden	16
[IF BIDEN VOTER] Are you mostly voting FOR Joe Biden or AGAINST Donald Trump?	Mostly voting FOR Joe Biden	46
	Mostly voting AGAINST Donald Trump	54
Do you agree or disagree with the following statement: Donald Trump deserves to be re-elected for another four years.	Strongly agree	43
	Somewhat agree	4
	Somewhat disagree	2
	Strongly disagree	51
	Total agree	47
	Total disagree	53
	Net agree	-5
[IF BIDEN VOTER] How important was each of these to your decision to support Joe Biden for President?		
Removing Trump from office	The single most important reason	65
	A very important reason	31
	A somewhat important reason	3
	Not a very important reason	1
	Not an important reason at all	1
Trump's temperament	The single most important reason	31
	A very important reason	57
	A somewhat important reason	7
	Not a very important reason	2
	Not an important reason at all	2
How Biden will handle the COVID-19 pandemic	The single most important reason	30
	A very important reason	63
	A somewhat important reason	6
	Not a very important reason	0
	Not an important reason at all	1

Change Research - CNBC "State of Play" Poll
 Battleground Likely Voters
 October 29 - November 1, 2020



Total Likely Voters

	The single most important reason	12
	A very important reason	69
	A somewhat important reason	16
	Not a very important reason	2
	Not an important reason at all	1
Biden's plans for the economy and jobs	The single most important reason	18
	A very important reason	63
	A somewhat important reason	13
	Not a very important reason	4
	Not an important reason at all	2
Biden's views on social issues like abortion, LGBTQ rights, guns, and civil rights	The single most important reason	26
	A very important reason	62
	A somewhat important reason	10
	Not a very important reason	2
	Not an important reason at all	1
Biden will bring our country together	The single most important reason	20
	A very important reason	69
	A somewhat important reason	8
	Not a very important reason	2
	Not an important reason at all	1
Biden will address racism, discrimination, and policing	The single most important reason	20
	A very important reason	68
	A somewhat important reason	10
	Not a very important reason	1
	Not an important reason at all	1
Biden believes in climate change and has a plan to address it	The single most important reason	13
	A very important reason	57
	A somewhat important reason	21
	Not a very important reason	7
	Not an important reason at all	2
Biden's experience as Vice President and U.S. Senator	The single most important reason	13
	A very important reason	57
	A somewhat important reason	21
	Not a very important reason	7
	Not an important reason at all	2

Change Research - CNBC "State of Play" Poll Battleground Likely Voters October 29 - November 1, 2020		Total Likely Voters
Biden will restore our standing on the world stage	The single most important reason	19
	A very important reason	69
	A somewhat important reason	10
	Not a very important reason	2
	Not an important reason at all	1
Biden will protect pre-existing conditions and reduce health care costs	The single most important reason	22
	A very important reason	71
	A somewhat important reason	5
	Not a very important reason	2
	Not an important reason at all	1
Biden will make the wealthy and big corporations pay their fair share of taxes	The single most important reason	18
	A very important reason	63
	A somewhat important reason	15
	Not a very important reason	3
	Not an important reason at all	2
Biden will protect Medicare and Social Security from any cuts	The single most important reason	23
	A very important reason	66
	A somewhat important reason	8
	Not a very important reason	1
	Not an important reason at all	1
[IF TRUMP VOTER] How important was each of these to your decision to support Donald Trump for President?		
Preventing Joe Biden from becoming president	The single most important reason	34
	A very important reason	44
	A somewhat important reason	12
	Not a very important reason	5
	Not an important reason at all	4
Biden will raise taxes on companies and individuals	The single most important reason	32
	A very important reason	57
	A somewhat important reason	8
	Not a very important reason	2
	Not an important reason at all	1

Change Research - CNBC "State of Play" Poll Battleground Likely Voters October 29 - November 1, 2020		Total Likely Voters
Stories about Hunter Biden	The single most important reason	13
	A very important reason	48
	A somewhat important reason	19
	Not a very important reason	13
	Not an important reason at all	7
Democrats will push socialist policies	The single most important reason	53
	A very important reason	43
	A somewhat important reason	2
	Not a very important reason	1
	Not an important reason at all	1
Trump's accomplishments on the economy and jobs	The single most important reason	42
	A very important reason	56
	A somewhat important reason	2
	Not a very important reason	0
	Not an important reason at all	0
Trump's handling of the COVID-19 pandemic	The single most important reason	14
	A very important reason	52
	A somewhat important reason	21
	Not a very important reason	10
	Not an important reason at all	3
Trump's appointments to the judiciary like the Supreme Court	The single most important reason	21
	A very important reason	61
	A somewhat important reason	13
	Not a very important reason	4
	Not an important reason at all	1
Trump is not a typical career politician	The single most important reason	33
	A very important reason	51
	A somewhat important reason	10
	Not a very important reason	4
	Not an important reason at all	2
Trump is standing up to ANTIFA and radical leftwing protesters	The single most important reason	29

Change Research - CNBC "State of Play" Poll Battleground Likely Voters October 29 - November 1, 2020		Total Likely Voters
	A very important reason	63
	A somewhat important reason	6
	Not a very important reason	1
	Not an important reason at all	1
Trump's views on gun laws and abortion	The single most important reason	30
	A very important reason	58
	A somewhat important reason	9
	Not a very important reason	2
	Not an important reason at all	1
Trump's America First views	The single most important reason	42
	A very important reason	53
	A somewhat important reason	4
	Not a very important reason	1
	Not an important reason at all	0
Trump is tough on immigration	The single most important reason	23
	A very important reason	64
	A somewhat important reason	9
	Not a very important reason	2
	Not an important reason at all	1
Trump wants to repeal and replace the Affordable Care Act	The single most important reason	14
	A very important reason	55
	A somewhat important reason	21
	Not a very important reason	8
	Not an important reason at all	3
Which THREE of the following are the most important issues facing the country:	The economy, jobs and cost of living	48
	COVID-19	41
	Political corruption	34
	Health care and drug costs	28
	Law and order	26
	Racism and discrimination	26
	Climate change and the environment	21
	National security	15
	Medicare and Social Security	14

Change Research - CNBC "State of Play" Poll
 Battleground Likely Voters
 October 29 - November 1, 2020



Total Likely Voters

	Immigration	12
	Taxes	10
	Guns	8
	Education	7
	The budget	5
	Infrastructure	4
How would you rate the current state of:		
The U.S. economy	Excellent	10
	Good	38
	Not so good	38
	Poor	14
	Total Excellent/Good	49
	Total Poor/Not so good	51
Your personal finances	Excellent	15
	Good	55
	Not so good	21
	Poor	8
	Total Excellent/Good	70
	Total Poor/Not so good	30
The stock market	Excellent	14
	Good	53
	Not so good	27
	Poor	6
	Total Excellent/Good	67
	Total Poor/Not so good	33
Your savings	Excellent	14
	Good	46
	Not so good	26
	Poor	14
	Total Excellent/Good	60
	Total Poor/Not so good	40
The U.S. job market	Excellent	10
	Good	38
	Not so good	40

Change Research - CNBC "State of Play" Poll
 Battleground Likely Voters
 October 29 - November 1, 2020



Total Likely Voters


	Poor	12
	Total Excellent/Good	48
	Total Poor/Not so good	52
Your own job security	Excellent	32
	Good	47
	Not so good	13
	Poor	9
	Total Excellent/Good	78
	Total Poor/Not so good	22
The economy in {STATE}	Excellent	6
	Good	41
	Not so good	43
	Poor	10
	Total Excellent/Good	47
	Total Poor/Not so good	53
The job market in {STATE}	Excellent	8
	Good	42
	Not so good	39
	Poor	11
	Total Excellent/Good	50
	Total Poor/Not so good	50
Your health care costs	Excellent	9
	Good	38
	Not so good	35
	Poor	19
	Total Excellent/Good	46
	Total Poor/Not so good	54
The federal debt	Excellent	1
	Good	9
	Not so good	45
	Poor	45
	Total Excellent/Good	10

Change Research - CNBC "State of Play" Poll
 Battleground Likely Voters
 October 29 - November 1, 2020



Total Likely Voters


	Total Poor/Not so good	90
Looking ahead to the next year, how do you feel about each of the following:		
The U.S. economy	Very confident and optimistic	24
	Somewhat confident and optimistic	31
	Somewhat worried and uncertain	29
	Very worried and uncertain	16
	Total confident/optimistic	55
	Total worried/uncertain	45
Your personal finances	Very confident and optimistic	22
	Somewhat confident and optimistic	45
	Somewhat worried and uncertain	24
	Very worried and uncertain	10
	Total confident/optimistic	67
	Total worried/uncertain	33
Your wages rising	Very confident and optimistic	17
	Somewhat confident and optimistic	39
	Somewhat worried and uncertain	29
	Very worried and uncertain	15
	Total confident/optimistic	56
	Total worried/uncertain	44
Your health care costs	Very confident and optimistic	14
	Somewhat confident and optimistic	36
	Somewhat worried and uncertain	31
	Very worried and uncertain	18
	Total confident/optimistic	51
	Total worried/uncertain	49
Your own job security	Very confident and optimistic	37

Change Research - CNBC "State of Play" Poll Battleground Likely Voters October 29 - November 1, 2020		Total Likely Voters
	Somewhat confident and optimistic	37
	Somewhat worried and uncertain	17
	Very worried and uncertain	9
	Total confident/optimistic	75
	Total worried/uncertain	25
The unemployment rate	Very confident and optimistic	20
	Somewhat confident and optimistic	33
	Somewhat worried and uncertain	30
	Very worried and uncertain	17
	Total confident/optimistic	53
	Total worried/uncertain	47
Which of the following statements comes closer to your point of view:	The economy is struggling and we need more financial relief from Washington.	65
	The economy is recovering and we do not need any more financial relief from Washington.	35
Do you approve or disapprove of the job Donald Trump is doing handling each of the following issues:		
The coronavirus	Strongly approve	31
	Somewhat approve	16
	Somewhat disapprove	3
	Strongly disapprove	51
	Total approve	46
	Total disapprove	54
The economy	Strongly approve	42
	Somewhat approve	9
	Somewhat disapprove	12
	Strongly disapprove	37
	Total approve	51
	Total disapprove	49
Helping your pocketbook	Strongly approve	34


Change Research - CNBC "State of Play" Poll Battleground Likely Voters October 29 - November 1, 2020		Total Likely Voters
	Somewhat approve	17
	Somewhat disapprove	10
	Strongly disapprove	39
	Total approve	51
	Total disapprove	49
The stock market	Strongly approve	36
	Somewhat approve	21
	Somewhat disapprove	15
	Strongly disapprove	28
	Total approve	57
	Total disapprove	43
Who do you think would do a better job handling each of the following: Donald Trump and Republicans - or - Joe Biden and Democrats?		
Handling the coronavirus	Trump and Republicans much more	36
	Trump and Republicans somewhat more	12
	Biden and Democrats somewhat more	6
	Biden and Democrats much more	47
	Trump & GOP more	47
	Biden & Dems more	53
Recovering from a recession	Trump and Republicans much more	45
	Trump and Republicans somewhat more	5
	Biden and Democrats somewhat more	15
	Biden and Democrats much more	36
	Trump & GOP more	50
	Biden & Dems more	50
Getting people back to work	Trump and Republicans much more	46
	Trump and Republicans somewhat more	5


Change Research - CNBC "State of Play" Poll Battleground Likely Voters October 29 - November 1, 2020		Total Likely Voters
	Biden and Democrats somewhat more	17
	Biden and Democrats much more	33
	Trump & GOP more	50
	Biden & Dems more	50
Ensuring protections for pre-existing conditions	Trump and Republicans much more	33
	Trump and Republicans somewhat more	12
	Biden and Democrats somewhat more	9
	Biden and Democrats much more	46
	Trump & GOP more	46
	Biden & Dems more	54
Making healthcare more affordable	Trump and Republicans much more	35
	Trump and Republicans somewhat more	12
	Biden and Democrats somewhat more	11
	Biden and Democrats much more	41
	Trump & GOP more	47
	Biden & Dems more	53
Immigration	Trump and Republicans much more	44
	Trump and Republicans somewhat more	5
	Biden and Democrats somewhat more	13
	Biden and Democrats much more	38
	Trump & GOP more	49
	Biden & Dems more	51
Bringing our country together in times of national crisis	Trump and Republicans much more	34

Change Research - CNBC "State of Play" Poll Battleground Likely Voters October 29 - November 1, 2020		Total Likely Voters
	Trump and Republicans somewhat more	13
	Biden and Democrats somewhat more	9
	Biden and Democrats much more	44
	Trump & GOP more	47
	Biden & Dems more	53
Keeping our neighborhoods safe	Trump and Republicans much more	45
	Trump and Republicans somewhat more	5
	Biden and Democrats somewhat more	19
	Biden and Democrats much more	32
	Trump & GOP more	50
	Biden & Dems more	50
Combatting racism and discrimination	Trump and Republicans much more	34
	Trump and Republicans somewhat more	12
	Biden and Democrats somewhat more	9
	Biden and Democrats much more	45
	Trump & GOP more	46
	Biden & Dems more	54
Putting the middle class first	Trump and Republicans much more	40
	Trump and Republicans somewhat more	8
	Biden and Democrats somewhat more	11
	Biden and Democrats much more	41
	Trump & GOP more	48
	Biden & Dems more	52

Change Research - CNBC "State of Play" Poll Battleground Likely Voters October 29 - November 1, 2020		Total Likely Voters
The economy	Trump and Republicans much more	46
	Trump and Republicans somewhat more	5
	Biden and Democrats somewhat more	19
	Biden and Democrats much more	30
	Trump & GOP more	51
	Biden & Dems more	49
Making the US respected around the globe	Trump and Republicans much more	42
	Trump and Republicans somewhat more	5
	Biden and Democrats somewhat more	7
	Biden and Democrats much more	46
	Trump & GOP more	47
	Biden & Dems more	53
Thinking about the following characteristics and qualities, please say whether you think each one better describes Donald Trump or Joe Biden?		
Compassionate	Joe Biden	58
	Donald Trump	42
Experienced	Joe Biden	57
	Donald Trump	43
Tough	Joe Biden	43
	Donald Trump	57
Knowledgeable	Joe Biden	53
	Donald Trump	47
Honest and trustworthy	Joe Biden	53
	Donald Trump	47
Divisive	Joe Biden	41
	Donald Trump	59
Physically fit to be president	Joe Biden	51

Change Research - CNBC "State of Play" Poll Battleground Likely Voters October 29 - November 1, 2020		Total Likely Voters
	Donald Trump	49
Mentally fit to be president	Joe Biden	51
	Donald Trump	49
Shares my values	Joe Biden	52
	Donald Trump	48
Corrupt	Joe Biden	48
	Donald Trump	52
Out of touch	Joe Biden	48
	Donald Trump	52
Presidential	Joe Biden	55
	Donald Trump	45
Will keep his campaign promises	Joe Biden	51
	Donald Trump	49
The safe choice	Joe Biden	53
	Donald Trump	47
How serious are your concerns about the coronavirus disease?	Very serious concerns	48
	Somewhat serious concerns	23
	Minor concerns	21
	No concerns at all	8
	Total serious concerns	71
Thinking about the impact of coronavirus on you and your family, are you more concerned about the impact on your family's health and safety or the impact on your family's financial situation?	My family's health and safety much more	44
	My family's health and safety somewhat more	22
	My family's financial situation somewhat more	20
	My family's financial situation much more	15
	Health & Safety More	66
	Finances More	34
Thinking about the impact of the coronavirus, do you think:	Things are getting better	38

Change Research - CNBC "State of Play" Poll Battleground Likely Voters October 29 - November 1, 2020		Total Likely Voters
	Things are getting worse	50
	Not sure	11
Do you approve or disapprove of the job Dr. Anthony Fauci is doing handling the coronavirus?	Strongly approve	42
	Somewhat approve	23
	Somewhat disapprove	18
	Strongly disapprove	16
	Total approve	66
	Total disapprove	34
Do you personally know anyone who has been diagnosed with the coronavirus, or not? Select all that apply.	Yes, me personally	6
	Yes, a family member	32
	Yes, a close friend	34
	Yes, a coworker	23
	Yes, a member of my local community	38
	None of the above	19
Have you or someone in your household lost wages or had your salary cut as a result of the coronavirus outbreak? Select all that apply.	Yes, me personally	26
	Yes, someone in my household	30
	No	51
Have you or someone in your household lost your job or been furloughed as a result of the coronavirus outbreak? Select all that apply.	Yes, me personally	17
	Yes, someone in my household	23
	No	64
[IF HOUSEHOLD LOST WAGES] Are you or someone in your household currently experiencing lost wages or a salary cut as a result of the coronavirus outbreak? Select all that apply.	Yes, me personally	36
	Yes, someone in my household	36
	No	36
% Total Likely Voters	Me/Household Lost Wages - CURRENT	27
	No Household Wage Loss - CURRENT	73


Change Research - CNBC "State of Play" Poll Battleground Likely Voters October 29 - November 1, 2020		Total Likely Voters
[IF HOUSEHOLD LOST JOB] Are you or someone in your household currently experiencing a lost job or furlough as a result of the coronavirus outbreak? Select all that apply.	Yes, me personally	29
	Yes, someone in my household	37
	No	40
% Total Likely Voters	Me/Household Lost Job - CURRENT	18
	No Household Job Loss - CURRENT	82
Is {STATE} reopening too quickly, not quickly enough, or at the right pace?	Too quickly	35
	Not quickly enough	36
	At the right pace	29
What steps are you currently taking in response to the coronavirus? Select all that apply.	Taking precautions like handwashing	90
	Wearing a face mask in public	85
	Engaging in "social distancing"	78
	Avoiding crowds	73
	Purchasing medical supplies (medicine, sanitizer, masks)	56
	Not going to restaurants and bars	49
	Sheltering at home	39
	Working from home	28
In your opinion, are the following activities safe at this stage of the coronavirus outbreak?		
Letting students return to school	Safe	47
	Unsafe	38
	Not sure	15
Children going to daycare	Safe	42
	Unsafe	37
	Not sure	21
Go to work at your workplace	Safe	57
	Unsafe	24
	Not sure	19
Go to a hair or nail salon	Safe	59
	Unsafe	25
	Not sure	17

Change Research - CNBC "State of Play" Poll
 Battleground Likely Voters
 October 29 - November 1, 2020



**Total Likely
 Voters**

	Safe	31
	Unsafe	58
	Not sure	11
Dine-in at a restaurant	Safe	49
	Unsafe	38
	Not sure	14
Go shopping	Safe	66
	Unsafe	17
	Not sure	17
Use public transportation like a bus or train	Safe	29
	Unsafe	49
	Not sure	22
Take a flight	Safe	39
	Unsafe	39
	Not sure	22
Stay in a hotel	Safe	56
	Unsafe	23
	Not sure	21
Take a rideshare like Uber or Lyft	Safe	37
	Unsafe	36
	Not sure	27
Go to a movie theater	Safe	34
	Unsafe	52
	Not sure	15
Attend an indoor campaign rally	Safe	28
	Unsafe	60
	Not sure	11
Attend an outdoor sporting event	Safe	47
	Unsafe	35
	Not sure	18
Attend a protest	Safe	24
	Unsafe	57


Change Research - CNBC "State of Play" Poll Battleground Likely Voters October 29 - November 1, 2020		Total Likely Voters
	Not sure	19
Attend an outdoor campaign rally	Safe	45
	Unsafe	42
	Not sure	13
Gather with family for Thanksgiving	Safe	52
	Unsafe	32
	Not sure	16
Donald Trump is campaigning by hosting large campaign rallies where many people are not wearing masks or social distancing. Do you approve or disapprove of the way that Donald Trump has campaigned?	Strongly approve	32
	Somewhat approve	11
	Somewhat disapprove	7
	Strongly disapprove	50
	Total approve	44
	Total disapprove	56
Joe Biden is campaigning by hosting a mix of virtual events and socially distant outdoor events like drive-in rallies where he and his supporters wear masks. Do you approve or disapprove of the way that Joe Biden has campaigned?	Strongly approve	47
	Somewhat approve	19
	Somewhat disapprove	12
	Strongly disapprove	22
	Total approve	66
	Total disapprove	34
Do you agree or disagree with the following statements:		
We are going into a dark winter, President Trump has given up fighting the coronavirus, and we need to listen to the scientists.	Strongly agree	49
	Somewhat agree	5
	Somewhat disagree	8
	Strongly disagree	38
	Total agree	54
	Total disagree	46
	Net agree	8
The country is rounding the corner on the coronavirus, vaccines are coming very soon, and we have to reopen our country.	Strongly agree	37

Change Research - CNBC "State of Play" Poll
 Battleground Likely Voters
 October 29 - November 1, 2020



Total Likely Voters


	Somewhat agree	12
	Somewhat disagree	10
	Strongly disagree	41
	Total agree	49
	Total disagree	51
	Net agree	-2
How concerned are you that:		
Donald Trump will only accept the outcome of the election if he wins.	Very concerned	43
	Somewhat concerned	10
	Not too concerned	15
	Not concerned at all	32
	Total concerned	53
Joe Biden will only accept the outcome of the election if he wins.	Very concerned	24
	Somewhat concerned	15
	Not too concerned	21
	Not concerned at all	40
	Total concerned	39
There will be people openly carrying firearms at the polls.	Very concerned	33
	Somewhat concerned	16
	Not too concerned	18
	Not concerned at all	33
	Total concerned	50
There will be post-election protests and violence by left-wing groups.	Very concerned	42
	Somewhat concerned	21
	Not too concerned	22
	Not concerned at all	15
	Total concerned	63
There will be post-election protests and violence by right-wing groups.	Very concerned	38
	Somewhat concerned	18
	Not too concerned	14
	Not concerned at all	30
	Total concerned	56

Change Research - CNBC "State of Play" Poll Battleground Likely Voters October 29 - November 1, 2020		Total Likely Voters
The Russians, Iranians, Chinese and other foreign governments are trying to interfere in our election.	Very concerned	45
	Somewhat concerned	28
	Not too concerned	16
	Not concerned at all	12
	Total concerned	72
Donald Trump will try to prevent every vote from being counted to help him win.	Very concerned	45
	Somewhat concerned	6
	Not too concerned	7
	Not concerned at all	42
	Total concerned	51
Joe Biden will try to get fraudulent votes counted to help him win.	Very concerned	39
	Somewhat concerned	8
	Not too concerned	7
	Not concerned at all	47
	Total concerned	47
American intelligence agencies have reported that the Russian government is engaging in election interference. Why do you believe the Russian government is interfering in our elections? Select all that apply.	To help Donald Trump	41
	To help Joe Biden	24
	To sow division and undermine our democracy	66
	None of the above	10
[IF BIDEN VOTER] If Donald Trump wins the election, will you consider leaving the country?	Yes	28
	No	44
	Maybe	28
[IF TRUMP VOTER] If Joe Biden wins the election, will you consider leaving the country?	Yes	12
	No	71
	Maybe	17
Which of the following best matches your religious affiliation?	Non-religious	26
	Protestant, Non-Evangelical	20

Change Research - CNBC "State of Play" Poll Battleground Likely Voters October 29 - November 1, 2020		Total Likely Voters
	Non-observant Catholic	13
	Evangelical	13
	Observant Catholic	10
	Jewish	2
	Mormon / Church of Jesus Christ of Latter-day Saints	1
	Muslim	0
	Other	15
What is your marital status?	Single, never married	14
	Married	60
	Divorced	11
	Living with a partner	6
	Widowed	5
	Separated	1
	Prefer not to say	2
Are you or anyone else in your household a current or former member of a labor union?	Yes, someone in my household is currently a member of a labor union	12
	Yes, someone in my household was formerly a member of a labor union	23
	No one in my household has ever been a member of a labor union	65
Which of the following do you consider your current or most recent job?	White collar	35
	Blue collar	21
	Service industry	14
	Health care worker	12
	Educator	8
	Homemaker	4
	Student	2
	Have not worked	2
	Military	1
Which of the following are your main sources of news about politics and current events? Select all that apply.	Online news websites	57
	Social media and websites where news is shared (such as Facebook, Twitter or YouTube)	47
	Local television	40
	Broadcast television news (CBS, NBC or ABC)	38

Change Research - CNBC "State of Play" Poll Battleground Likely Voters October 29 - November 1, 2020		Total Likely Voters
	Fox News	36
	CNN	32
	Radio	32
	National newspapers (such as NYT, WSJ, or Washington Post)	31
	MSNBC	27
	Other (specified)	15
For statistical purposes, what is your annual household income?	Under \$20,000	5
	\$20,000 to \$34,999	9
	\$35,000 to \$49,999	11
	\$50,000 to \$74,999	18
	\$75,000 to \$99,999	16
	\$100,000 to \$124,999	12
	\$125,000 or more	17
	Prefer not to say	12
How often do you think about what is going on with the stock market indexes, like the Dow Jones or S&P 500?	Multiple times a day	8
	Once a day	12
	A couple times a week	20
	Once a week	13
	Once a month	11
	A couple times a year	7
	Once a year	1
	Almost never	27
Would you describe yourself as:	Progressive	15
	Liberal	18
	Moderate	30
	Conservative	37
trump_job	Approve of Trump	48
	Disapprove of Trump	52
state_type	Rust Belt states	45
	Sunbelt states	55
Gender	Male	46
	Female	54
Age Range	18 to 34	19
	35 to 49	22

Change Research - CNBC "State of Play" Poll Battleground Likely Voters October 29 - November 1, 2020		Total Likely Voters
	50 to 64	29
	65 or older	30
Ethnicity	American Indian or Alaska Native	1
	Asian / Pacific Islander	1
	Black or African American	11
	Hispanic or Latino/a	10
	Other	3
	White / Caucasian	74
Educational Attainment	High school diploma or less	13
	Some college, but no degree	29
	Associate's degree, or two-year college degree	18
	Bachelor's degree, or four-year college degree	25
	Graduate degree	15
In the November 2016 election, did you vote for:	Donald Trump, the Republican	43
	Hillary Clinton, the Democrat	42
	Did not vote	11
	Gary Johnson, the Libertarian	3
	Jill Stein, the Green Party	1
Were you able to vote in the 2018 election for U.S. Congress, or for some reason were you unable to vote?	Voted	82
	Did not vote	14
	Not registered/Ineligible/Too young	3
State	AZ	8
	FL	31
	MI	15
	NC	16
	PA	21
	WI	10
7 Pt Party ID	Strong Democrat	29
	Weak Democrat	7
	Ind Democrats	11
	Independents	8
	Ind Republicans	10
	Weak Republican	5

Change Research - CNBC "State of Play" Poll Battleground Likely Voters October 29 - November 1, 2020		Total Likely Voters
	Strong Republican	30
Party ID	Democrat	36
	Republican	35
	Independent/Other	28
	Other (specified)	0
Allocated PID	Strong + Weak + Indep Dems	47
	Independents	8
	Strong + Weak + Indep Repubs	45