



Change Research - CNBC "State of Play" Poll National Likely Voters October 17-18		Total Likely Voters
Sample Size (Weighted)	MOE: $\pm 1.88\%$	2711
Total including leaners:	Joe Biden, the Democrat	52
	Donald Trump, the Republican	42
	Jo Jorgensen, the Libertarian	3
	Howie Hawkins, the Green Party	1
	Don't recall	1
	Did not vote	0
	Not sure	1
	Would not vote	0
	Biden - Trump	10
Do you plan to vote in the November election for President and other state and local offices?	Yes, I already voted	40
	Yes, definitely	59
	Yes, probably	1
	Maybe (50-50)	0
	No, probably not	0
	No, definitely not	0
How motivated are you about voting in the November election on a scale from 0 to 10, where 0 means you are not motivated at all and 10 means you are extremely motivated?	0 - not motivated at all	1
	1	0
	2	0
	3	0
	4	0
	5	1
	6	1
	7	1
	8	2
	9	2
	10 - extremely motivated	91
	Total 0 through 2	1
	Total 8 through 10	95
	Weighted Average	9.7
How do you plan to vote this year?	Vote by mail	35

Change Research - CNBC "State of Play" Poll National Likely Voters October 17-18		Total Likely Voters
	Vote in person before Election Day	33
	Vote in person on Election Day	30
	Not sure	2
How favorable are your feelings about each of the following people, organizations and ideas?		
Donald Trump	Very favorable	34
	Somewhat favorable	7
	Neutral	1
	Somewhat unfavorable	3
	Very unfavorable	53
	Never heard of them	1
	Total Favorable	41
	Total Unfavorable	56
	Net Favorable	-15
Joe Biden	Very favorable	33
	Somewhat favorable	16
	Neutral	4
	Somewhat unfavorable	5
	Very unfavorable	41
	Never heard of them	1
	Total Favorable	49
	Total Unfavorable	46
	Net Favorable	3
Pharmaceutical drug companies	Very favorable	2
	Somewhat favorable	7
	Neutral	22
	Somewhat unfavorable	30
	Very unfavorable	39
	Never heard of them	0
	Total Favorable	9
	Total Unfavorable	69
	Net Favorable	-60
Kamala Harris	Very favorable	34


Change Research - CNBC "State of Play" Poll National Likely Voters October 17-18			Total Likely Voters
	Somewhat favorable		14
	Neutral		4
	Somewhat unfavorable		4
	Very unfavorable		42
	Never heard of them		1
	Total Favorable		49
	Total Unfavorable		46
	Net Favorable		3
Mike Pence	Very favorable		34
	Somewhat favorable		7
	Neutral		3
	Somewhat unfavorable		6
	Very unfavorable		49
	Never heard of them		1
	Total Favorable		42
	Total Unfavorable		54
	Net Favorable		-13
The Affordable Care Act (aka Obamacare)	Very favorable		34
	Somewhat favorable		19
	Neutral		7
	Somewhat unfavorable		8
	Very unfavorable		32
	Never heard of them		0
	Total Favorable		53
	Total Unfavorable		39
	Net Favorable		13
Amy Coney Barrett	Very favorable		38
	Somewhat favorable		4
	Neutral		8
	Somewhat unfavorable		9
	Very unfavorable		38
	Never heard of them		3
	Total Favorable		42
	Total Unfavorable		47

<b>Change Research - CNBC "State of Play" Poll</b> <b>National Likely Voters</b> <b>October 17-18</b>		<b>Total Likely Voters</b>
	Net Favorable	-5
In general, how would you rate the job that Donald Trump is doing as President?	Strongly approve	35
	Somewhat approve	9
	Somewhat disapprove	3
	Strongly disapprove	52
	Total Approve	44
	Total Disapprove	56
Even though you are not supporting Donald Trump right now, what are the chances that you might support Donald Trump in the November election?	A fair chance	3
	A small chance	2
	Just a very slight chance	6
	No chance at all	89
	Some Chance Trump	11
Even though you are not supporting Joe Biden right now, what are the chances that you might support Joe Biden in the November election?	A fair chance	2
	A small chance	4
	Just a very slight chance	4
	No chance at all	90
	Some Chance Biden	10
Which THREE of the following are the most important issues facing the country:	The economy, jobs and cost of living	45
	COVID-19	40
	Immigration	13
	Health care and drug costs	31
	Racism and discrimination	27
	Taxes	9
	The budget	6
	Guns	7
	Infrastructure	5
	Climate change and the environment	23
	Education	9
	National security	12

Change Research - CNBC "State of Play" Poll National Likely Voters October 17-18			Total Likely Voters
	Medicare and Social Security		14
	Law and order		25
	Political corruption		35
How would you rate the current state of:			
The U.S. economy	Excellent		7
	Good		33
	Not so good		37
	Poor		23
	Total Excellent/Good		40
	Total Poor/Not so good		60
Your personal finances	Excellent		15
	Good		51
	Not so good		23
	Poor		11
	Total Excellent/Good		66
	Total Poor/Not so good		34
The stock market	Excellent		14
	Good		52
	Not so good		27
	Poor		8
	Total Excellent/Good		66
	Total Poor/Not so good		34
Your savings	Excellent		13
	Good		41
	Not so good		27
	Poor		19
	Total Excellent/Good		55
	Total Poor/Not so good		45
The U.S. job market	Excellent		8
	Good		32
	Not so good		39
	Poor		22

Change Research - CNBC "State of Play" Poll National Likely Voters October 17-18			Total Likely Voters
		Total Excellent/Good	40
		Total Poor/Not so good	60
	Your own job security	Excellent	30
		Good	43
		Not so good	15
		Poor	12
		Total Excellent/Good	74
		Total Poor/Not so good	26
Looking ahead to the next year, how do you feel about each of the following:			
	The U.S. economy	Very confident and optimistic	22
		Somewhat confident and optimistic	26
		Somewhat worried and uncertain	31
		Very worried and uncertain	22
		Total Confident/Optimistic	47
		Total Worried/Uncertain	53
	Your personal finances	Very confident and optimistic	23
		Somewhat confident and optimistic	39
		Somewhat worried and uncertain	25
		Very worried and uncertain	13
		Total Confident/Optimistic	62
		Total Worried/Uncertain	38
	Your wages rising	Very confident and optimistic	17
		Somewhat confident and optimistic	35
		Somewhat worried and uncertain	28
		Very worried and uncertain	20
		Total Confident/Optimistic	52

Change Research - CNBC "State of Play" Poll National Likely Voters October 17-18		Total Likely Voters
	Total Worried/Uncertain	48
Your health care costs	Very confident and optimistic	15
	Somewhat confident and optimistic	32
	Somewhat worried and uncertain	32
	Very worried and uncertain	22
	Total Confident/Optimistic	46
	Total Worried/Uncertain	54
Your own job security	Very confident and optimistic	36
	Somewhat confident and optimistic	35
	Somewhat worried and uncertain	19
	Very worried and uncertain	11
	Total Confident/Optimistic	70
	Total Worried/Uncertain	30
The unemployment rate	Very confident and optimistic	19
	Somewhat confident and optimistic	26
	Somewhat worried and uncertain	32
	Very worried and uncertain	24
	Total Confident/Optimistic	44
	Total Worried/Uncertain	56
Do you approve or disapprove of the job Donald Trump is doing handling each of the following issues:		
The coronavirus	Strongly approve	30
	Somewhat approve	13
	Somewhat disapprove	3
	Strongly disapprove	54
	Total approve	43
	Total disapprove	57


Change Research - CNBC "State of Play" Poll National Likely Voters October 17-18		Total Likely Voters
The economy	Strongly approve	39
	Somewhat approve	9
	Somewhat disapprove	10
	Strongly disapprove	43
	Total approve	47
	Total disapprove	53
Helping your pocketbook	Strongly approve	32
	Somewhat approve	14
	Somewhat disapprove	10
	Strongly disapprove	44
	Total approve	46
	Total disapprove	54
The stock market	Strongly approve	34
	Somewhat approve	19
	Somewhat disapprove	14
	Strongly disapprove	34
	Total approve	53
	Total disapprove	47
Who do you think would do a better job handling each of the following: Donald Trump and Republicans - or - Joe Biden and Democrats?		
Handling the coronavirus	Trump and Republicans much more	34
	Trump and Republicans somewhat more	10
	Biden and Democrats somewhat more	6
	Biden and Democrats much more	50
	Trump & GOP More	44
	Biden & Dems More	56
Recovering from a recession	Trump and Republicans much more	41
	Trump and Republicans somewhat more	5


Change Research - CNBC "State of Play" Poll National Likely Voters October 17-18			Total Likely Voters
	Biden and Democrats somewhat more		12
	Biden and Democrats much more		42
	Trump & GOP More		46
	Biden & Dems More		54
Getting people back to work	Trump and Republicans much more		41
	Trump and Republicans somewhat more		5
	Biden and Democrats somewhat more		14
	Biden and Democrats much more		40
	Trump & GOP More		46
	Biden & Dems More		54
Protecting pre-existing conditions	Trump and Republicans much more		33
	Trump and Republicans somewhat more		10
	Biden and Democrats somewhat more		8
	Biden and Democrats much more		49
	Trump & GOP More		43
	Biden & Dems More		57
Selecting a Supreme Court nominee	Trump and Republicans much more		42
	Trump and Republicans somewhat more		3
	Biden and Democrats somewhat more		11
	Biden and Democrats much more		44
	Trump & GOP More		46
	Biden & Dems More		54

Change Research - CNBC "State of Play" Poll National Likely Voters October 17-18			Total Likely Voters
Gun laws	Trump and Republicans much more	42	
	Trump and Republicans somewhat more	6	
	Biden and Democrats somewhat more	16	
	Biden and Democrats much more	36	
	Trump & GOP More	48	
	Biden & Dems More	52	
Abortion or a woman’s right to choose	Trump and Republicans much more	25	
	Trump and Republicans somewhat more	12	
	Biden and Democrats somewhat more	12	
	Biden and Democrats much more	51	
	Trump & GOP More	37	
	Biden & Dems More	63	
Making healthcare more affordable	Trump and Republicans much more	32	
	Trump and Republicans somewhat more	11	
	Biden and Democrats somewhat more	10	
	Biden and Democrats much more	47	
	Trump & GOP More	43	
	Biden & Dems More	57	
Immigration	Trump and Republicans much more	41	
	Trump and Republicans somewhat more	5	
	Biden and Democrats somewhat more	14	
	Biden and Democrats much more	41	


Change Research - CNBC "State of Play" Poll National Likely Voters October 17-18		Total Likely Voters
	Trump & GOP More	45
	Biden & Dems More	55
Bringing our country together in times of national crisis	Trump and Republicans much more	31
	Trump and Republicans somewhat more	12
	Biden and Democrats somewhat more	9
	Biden and Democrats much more	48
	Trump & GOP More	43
	Biden & Dems More	57
Keeping our neighborhoods safe	Trump and Republicans much more	41
	Trump and Republicans somewhat more	5
	Biden and Democrats somewhat more	16
	Biden and Democrats much more	37
	Trump & GOP More	46
	Biden & Dems More	54
Combatting racism and discrimination	Trump and Republicans much more	33
	Trump and Republicans somewhat more	10
	Biden and Democrats somewhat more	10
	Biden and Democrats much more	47
	Trump & GOP More	43
	Biden & Dems More	57
Putting the middle class first	Trump and Republicans much more	37
	Trump and Republicans somewhat more	8

<b>Change Research - CNBC "State of Play" Poll</b> <b>National Likely Voters</b> <b>October 17-18</b>		<b>Total Likely Voters</b>
	Biden and Democrats somewhat more	11
	Biden and Democrats much more	44
	Trump & GOP More	45
	Biden & Dems More	55
Which of the following statements comes closer to your point of view:	The economy is struggling and we need more financial relief from Washington.	70
	The economy is recovering and we do not need any more financial relief from Washington.	30
Who do you blame most for the failure to pass a new COVID relief package?	Donald Trump and Republicans in Congress	46
	Nancy Pelosi and Democrats in Congress	42
	Both equally	11
	Neither	1
How serious are your concerns about the coronavirus disease?	Very serious concerns	47
	Somewhat serious concerns	24
	Minor concerns	20
	No concerns at all	9
	Total Serious Concerns	71
Thinking about the impact of coronavirus on you and your family, are you more concerned about the impact on your family's health and safety or the impact on your family's financial situation?	My family's health and safety much more	45
	My family's health and safety somewhat more	23
	My family's financial situation somewhat more	19
	My family's financial situation much more	13
Thinking about the impact of the coronavirus, do you think:	Things are getting better	35
	Things are getting worse	51
	Not sure	15

<b>Change Research - CNBC "State of Play" Poll</b> <b>National Likely Voters</b> <b>October 17-18</b>		<b>Total Likely Voters</b>
Do you personally know anyone who has been diagnosed with the coronavirus, or not? Select all that apply.	Yes, me personally	6
	Yes, a family member	30
	Yes, a close friend	32
	Yes, a coworker	22
	Yes, a member of my local community	35
	None of the above	25
	<b>Total Me/Know Someone</b>	<b>75</b>
Have you or someone in your household lost wages or had your salary cut as a result of the coronavirus outbreak? Select all that apply.	Yes, me personally	26
	Yes, someone in my household	31
	No	51
Have you or someone in your household lost your job or been furloughed as a result of the coronavirus outbreak? Select all that apply.	Yes, me personally	19
	Yes, someone in my household	23
	No	63
[IF HOUSEHOLD LOST WAGES] Are you or someone in your household currently experiencing lost wages or a salary cut as a result of the coronavirus outbreak? Select all that apply.	Yes, me personally	36
	Yes, someone in my household	41
	No	31
[IF HOUSEHOLD LOST JOB] Are you or someone in your household currently experiencing a lost job or furlough as a result of the coronavirus outbreak? Select all that apply.	Yes, me personally	34
	Yes, someone in my household	39
	No	35
Is your state reopening too quickly, not quickly enough, or at the right pace?	Too quickly	31
	Not quickly enough	33
	At the right pace	36
What steps are you currently taking in response to the coronavirus? Select all that apply.	Wearing a face mask in public	89
	Taking precautions like handwashing	88
	Engaging in "social distancing"	78

<b>Change Research - CNBC "State of Play" Poll</b> <b>National Likely Voters</b> <b>October 17-18</b>		<b>Total Likely Voters</b>
	Avoiding crowds	74
	Not going to restaurants and bars	53
	Purchasing medical supplies (medicine, sanitizer, masks)	51
	Sheltering at home	41
	Working from home	25
Thinking about the impact of the coronavirus, are you currently experiencing any of the following? Select all that apply.	Increased prices for supplies at stores and online	65
	Low inventory at stores and online	64
	Spent money I was saving	43
	School closures	29
	Fewer hours at work	19
	Gone into debt	17
	Delayed plans for retirement	12
	Receiving unemployment benefits	10
	Unable to pay rent or a mortgage payment	8
	Quit a job or working fewer hours due to school closures	5
In your opinion, are the following activities safe at this stage of the coronavirus outbreak?		
Letting students return to school	Unsafe	46
	Safe	39
	Not sure	15
Children going to daycare	Unsafe	44
	Safe	34
	Not sure	21
Go to work at your workplace	Safe	55
	Unsafe	25
	Not sure	20
Go to a hair or nail salon	Safe	53
	Unsafe	29
	Not sure	18

Change Research - CNBC "State of Play" Poll National Likely Voters October 17-18			Total Likely Voters
Go to a bar	Unsafe		60
	Safe		26
	Not sure		13
Dine-in at a restaurant	Safe		45
	Unsafe		41
	Not sure		14
Go shopping	Safe		64
	Unsafe		19
	Not sure		18
Use public transportation like a bus or train	Unsafe		48
	Safe		28
	Not sure		24
Take a flight	Unsafe		46
	Safe		34
	Not sure		20
Stay in a hotel	Safe		53
	Unsafe		25
	Not sure		23
Take a rideshare like Uber or Lyft	Safe		37
	Unsafe		36
	Not sure		27
Go to a movie theater	Unsafe		54
	Safe		31
	Not sure		15
Attend an indoor campaign rally	Unsafe		62
	Safe		27
	Not sure		12
Attend an outdoor sporting event	Safe		47
	Unsafe		33
	Not sure		20

<b>Change Research - CNBC "State of Play" Poll</b> <b>National Likely Voters</b> <b>October 17-18</b>		<b>Total Likely Voters</b>
How likely are you to get a vaccine for COVID-19 when one becomes available?	Definitely	23
	Probably	21
	Maybe	25
	Probably not	14
	Definitely not	17
	<b>Total Yes</b>	<b>44</b>
	<b>Total No</b>	<b>31</b>
Do you believe this tweet from Donald Trump is mostly helpful or harmful when it comes to handling the coronavirus?	Harmful	53
	Helpful	33
	Makes no difference	14
President Trump nominated Amy Coney Barrett to fill the open seat on the Supreme Court. How closely are you following the Supreme Court confirmation hearings in the Senate?	Very closely	45
	Somewhat closely	39
	Not very closely	12
	Not at all	4
Do you believe the open seat on the Supreme Court should be filled by President Trump and the current U.S. Senate, or the open seat should be filled by the winner of the presidential election and the next Senate?	President Trump and the current Senate should fill the seat	45
	The winner of the presidential election and the next Senate should fill the seat	53
	Not sure	3
Which of the following should be the top priority for the U.S. Senate right now:	Providing more economic relief and funds for combatting COVID-19	66
	Filling the Supreme Court vacancy	34
These are some things that some people say might happen if President Trump's nominee is confirmed to the Supreme Court. How serious are your concerns that if President Trump's nominee is confirmed:		
Pre-existing condition protections established by the Affordable Care Act will be eliminated.	Very serious concerns	50
	Somewhat serious concerns	7
	Minor concerns	11
	No concerns at all	32

<b>Change Research - CNBC "State of Play" Poll</b> <b>National Likely Voters</b> <b>October 17-18</b>		<b>Total Likely Voters</b>
	<b>Total Serious Concerns</b>	57
Roe v. Wade, the decision that affirmed a woman's right to an abortion, will be overturned.	<b>Very serious concerns</b>	46
	<b>Somewhat serious concerns</b>	8
	<b>Minor concerns</b>	12
	<b>No concerns at all</b>	34
	<b>Total Serious Concerns</b>	54
Joe Biden and Democrats will try to 'pack' the Supreme Court with additional justices.	<b>Very serious concerns</b>	38
	<b>Somewhat serious concerns</b>	9
	<b>Minor concerns</b>	21
	<b>No concerns at all</b>	32
	<b>Total Serious Concerns</b>	47
If confirmed to the Supreme Court, do you believe Barrett should or should not recuse herself from cases that impact the outcome of this year's presidential election?	<b>Yes, should recuse herself</b>	49
	<b>No, should not recuse herself</b>	40
	<b>Not sure</b>	10
Did you watch the vice presidential debate between Mike Pence and Kamala Harris on October 7th?	<b>Yes</b>	78
	<b>No</b>	22
Regardless of how you plan to vote, who do you think did a better job in the vice presidential debate?	<b>Mike Pence</b>	44
	<b>Kamala Harris</b>	52
	<b>Both / Not sure</b>	4
When do you believe we will know who won the election for president?	<b>Will know on Election Night</b>	29
	<b>Will know within a few days</b>	26
	<b>Will know within a week</b>	16
	<b>Will take more than a week</b>	27
	<b>Will never know</b>	2
Regardless of how you plan to vote, who do you believe will win the election for president?	<b>Donald Trump</b>	46

<b>Change Research - CNBC "State of Play" Poll</b> <b>National Likely Voters</b> <b>October 17-18</b>		<b>Total Likely Voters</b>
	Joe Biden	54
<b>How concerned are you that Donald Trump will only accept the outcome of the election if he wins?</b>	Very concerned	41
	Somewhat concerned	12
	Not too concerned	13
	Not concerned at all	35
	Total Concerned	52
<b>How concerned are you that Joe Biden will only accept the outcome of the election if he wins?</b>	Very concerned	23
	Somewhat concerned	10
	Not too concerned	20
	Not concerned at all	47
<b>Which of the following do you trust to give you accurate information about election results? Select all that apply.</b>	Election officials in each state	58
	National newspapers (New York Times, Washington Post, WSJ, etc.)	46
	Network News (ABC, NBC, CBS)	44
	The Associated Press	42
	CNN	36
	MSNBC	31
	Fox News	28
	Joe Biden and his campaign	28
	Donald Trump and his campaign	21
	Facebook	5
	Twitter	5
<b>How favorable are your feelings about each of the following companies?</b>		
Amazon	Very favorable	14
	Somewhat favorable	27
	Neutral	27
	Somewhat unfavorable	18
	Very unfavorable	14
	Never heard of them	0
	Total Favorable	41
	Total Unfavorable	32
	Net Favorable	9


Change Research - CNBC "State of Play" Poll National Likely Voters October 17-18			Total Likely Voters
Google	Very favorable		15
	Somewhat favorable		24
	Neutral		29
	Somewhat unfavorable		17
	Very unfavorable		15
	Never heard of them		0
	Total Favorable		39
	Total Unfavorable		32
	Net Favorable		7
Facebook	Very favorable		6
	Somewhat favorable		16
	Neutral		22
	Somewhat unfavorable		28
	Very unfavorable		28
	Never heard of them		0
	Total Favorable		22
	Total Unfavorable		57
	Net Favorable		-35
Instagram	Very favorable		5
	Somewhat favorable		13
	Neutral		49
	Somewhat unfavorable		15
	Very unfavorable		16
	Never heard of them		2
	Total Favorable		18
	Total Unfavorable		31
	Net Favorable		-13
Apple	Very favorable		11
	Somewhat favorable		22
	Neutral		38
	Somewhat unfavorable		16
	Very unfavorable		13
	Never heard of them		0


Change Research - CNBC "State of Play" Poll National Likely Voters October 17-18			Total Likely Voters
	Total Favorable		33
	Total Unfavorable		29
	Net Favorable		4
Microsoft	Very favorable		11
	Somewhat favorable		25
	Neutral		37
	Somewhat unfavorable		14
	Very unfavorable		12
	Never heard of them		0
	Total Favorable		37
	Total Unfavorable		26
	Net Favorable		11
Walmart	Very favorable		9
	Somewhat favorable		22
	Neutral		26
	Somewhat unfavorable		21
	Very unfavorable		21
	Never heard of them		0
	Total Favorable		32
	Total Unfavorable		42
	Net Favorable		-10
TikTok	Very favorable		4
	Somewhat favorable		8
	Neutral		37
	Somewhat unfavorable		13
	Very unfavorable		34
	Never heard of them		5
	Total Favorable		12
	Total Unfavorable		46
	Net Favorable		-34
Do you trust news you view on each of the following platforms?			
Facebook	Yes		4
	No		51
	Sometimes		46

<b>Change Research - CNBC "State of Play" Poll</b> <b>National Likely Voters</b> <b>October 17-18</b>			<b>Total Likely Voters</b>
Twitter	Yes		4
	No		61
	Sometimes		35
YouTube	Yes		6
	No		50
	Sometimes		44
<b>How would you rate the job each of the following platforms is doing handling misinformation, election interference, and abuse?</b>			
Facebook	Excellent		2
	Good		11
	Not so good		26
	Poor		53
	Not sure		8
	Total Excellent/Good		13
	Total Poor/Not so good		79
Twitter	Excellent		2
	Good		12
	Not so good		17
	Poor		46
	Not sure		22
	Total Excellent/Good		14
	Total Poor/Not so good		63
YouTube	Excellent		2
	Good		13
	Not so good		20
	Poor		33
	Not sure		31
	Total Excellent/Good		15
	Total Poor/Not so good		54
Snapchat	Excellent		1
	Good		3
	Not so good		10

Change Research - CNBC "State of Play" Poll National Likely Voters October 17-18			Total Likely Voters
	Poor		24
	Not sure		61
	Total Excellent/Good		4
	Total Poor/Not so good		35
Google Search	Excellent		5
	Good		24
	Not so good		18
	Poor		29
	Not sure		24
	Total Excellent/Good		29
	Total Poor/Not so good		47
How often do you use the following products?			
Gmail	Multiple times a day		39
	Once a day		12
	A few times a week		13
	A few times a month		12
	Never		24
Facebook	Multiple times a day		72
	Once a day		18
	A few times a week		7
	A few times a month		2
	Never		1
Instagram	Multiple times a day		15
	Once a day		8
	A few times a week		11
	A few times a month		15
	Never		51
WhatsApp	Multiple times a day		3
	Once a day		1
	A few times a week		4
	A few times a month		6
	Never		86
Snapchat	Multiple times a day		6

Change Research - CNBC "State of Play" Poll National Likely Voters October 17-18		Total Likely Voters
	Once a day	3
	A few times a week	4
	A few times a month	9
	Never	78
YouTube	Multiple times a day	26
	Once a day	13
	A few times a week	26
	A few times a month	25
	Never	10
Apple iMessage	Multiple times a day	24
	Once a day	3
	A few times a week	5
	A few times a month	4
	Never	65
Google Search	Multiple times a day	58
	Once a day	12
	A few times a week	17
	A few times a month	8
	Never	5
Twitter	Multiple times a day	12
	Once a day	6
	A few times a week	10
	A few times a month	13
	Never	60
For statistical purposes, what is your annual household income?	Under \$20,000	8
	\$20,000 to \$34,999	12
	\$35,000 to \$49,999	14
	\$50,000 to \$74,999	18
	\$75,000 to \$99,999	13
	\$100,000 to \$124,999	11
	\$125,000 or more	13
	Prefer not to say	12
How often do you think about what is going on with the stock market indexes, like the Dow Jones or S&P 500?	Multiple times a day	7
	Once a day	15

<b>Change Research - CNBC "State of Play" Poll</b> <b>National Likely Voters</b> <b>October 17-18</b>		<b>Total Likely Voters</b>
	A couple times a week	20
	Once a week	11
	Once a month	10
	A couple times a year	8
	Once a year	0
	Almost never	30
Would you describe yourself as:	Progressive	19
	Liberal	19
	Moderate	28
	Conservative	34
Do you or anyone in your household own a gun?	Yes, I own a gun	31
	Yes, someone in my household owns a gun	16
	No one in my household own a gun	38
	Prefer not to say	15
Gender	Male	45
	Female	55
Age Range	18 to 34	23
	35 to 49	22
	50 to 64	30
	65 or older	25
Ethnicity	American Indian or Alaska Native	0
	Asian / Pacific Islander	3
	Black or African American	12
	Hispanic or Latino/a	11
	Other	2
	White / Caucasian	72
Educational Attainment	High school diploma or less	29
	Some college, but no degree	19
	Associate's degree, or two-year college degree	8
	Bachelor's degree, or four-year college degree	28
	Graduate degree	16

Change Research - CNBC "State of Play" Poll National Likely Voters October 17-18		Total Likely Voters
In the November 2016 election, did you vote for:	Hillary Clinton, the Democrat	44
	Donald Trump, the Republican	40
	Did not vote	12
	Gary Johnson, the Libertarian	3
	Jill Stein, the Green Party	1
Were you able to vote in the 2018 election for U.S. Congress, or for some reason were you unable to vote?	Voted	83
	Did not vote	13
	Not registered/Ineligible/Too young	4
7 Pt Party ID	Strong Democrat	32
	Weak Democrat	7
	Ind Democrats	11
	Independents	10
	Ind Republicans	10
	Weak Republican	5
	Strong Republican	25
Party ID	Democrat	39
	Republican	31
	Independent/Other	30
	Other (specified)	0
Allocated PID	Strong + Weak + Indep Dems	50
	Independents	10
	Strong + Weak + Indep Repubs	40