




Change Research - CNBC "State of Play" Poll National Likely Voters October 2-4, 2020		Total Likely Voters
Sample Size (Weighted)		2167
Total Presidential Ballot	Joe Biden, the Democrat	52
	Donald Trump, the Republican	42
	Jo Jorgensen, the Libertarian	3
	Howie Hawkins, the Green Party	1
	Not sure	2
	Would not vote	1
	Biden - Trump	10
Do you plan to vote in the November election for President and other state and local offices?	Yes, definitely	98
	Yes, probably	1
	Maybe (50-50)	1
	No, probably not	0
	No, definitely not	0
How do you plan to vote this year?	Vote by mail	28
	Vote in person before Election Day	28
	Vote in person on Election Day	39
	Not sure	5
How favorable are your feelings about each of the following people, organizations and ideas?		
	Donald Trump	
	Very favorable	35
	Somewhat favorable	8
	Neutral	2
	Somewhat unfavorable	3
	Very unfavorable	52
	Never heard of them	1
	Total Favorable	42
	Total Unfavorable	54
	Net Favorable	-12
	Joe Biden	
	Very favorable	30
	Somewhat favorable	17
	Neutral	6
	Somewhat unfavorable	7


Change Research - CNBC "State of Play" Poll National Likely Voters October 2-4, 2020		Total Likely Voters
	Very unfavorable	39
	Never heard of them	1
	Total Favorable	47
	Total Unfavorable	46
	Net Favorable	1
Pharmaceutical drug companies	Very favorable	2
	Somewhat favorable	7
	Neutral	19
	Somewhat unfavorable	30
	Very unfavorable	42
	Never heard of them	0
	Total Favorable	9
	Total Unfavorable	72
	Net Favorable	-63
Kamala Harris	Very favorable	31
	Somewhat favorable	13
	Neutral	7
	Somewhat unfavorable	5
	Very unfavorable	42
	Never heard of them	2
	Total Favorable	44
	Total Unfavorable	47
	Net Favorable	-3
Mike Pence	Very favorable	33
	Somewhat favorable	8
	Neutral	5
	Somewhat unfavorable	6
	Very unfavorable	46
	Never heard of them	1
	Total Favorable	41
	Total Unfavorable	53
	Net Favorable	-12
The Affordable Care Act (aka Obamacare)	Very favorable	34

Change Research - CNBC "State of Play" Poll National Likely Voters October 2-4, 2020		Total Likely Voters
	Somewhat favorable	16
	Neutral	7
	Somewhat unfavorable	7
	Very unfavorable	35
	Never heard of them	0
	Total Favorable	50
	Total Unfavorable	43
	Net Favorable	7
In general, how would you rate the job that Donald Trump is doing as President?	Strongly approve	36
	Somewhat approve	9
	Somewhat disapprove	4
	Strongly disapprove	51
	Total approve	45
	Total disapprove	55
[IF NOT TRUMP] Even though you are not supporting Donald Trump right now, what are the chances that you might support Donald Trump in the November election?	A fair chance	2
	A small chance	2
	Just a very slight chance	3
	No chance at all	92
	Chance Trump	8
[IF NOT BIDEN] Even though you are not supporting Joe Biden right now, what are the chances that you might support Joe Biden in the November election?	A fair chance	2
	A small chance	4
	Just a very slight chance	4
	No chance at all	90
	Chance Biden	10
Which THREE of the following are the most important issues facing the country:	The economy, jobs and cost of living	40
	COVID-19	39
	Political corruption	35
	Law and order	29

Change Research - CNBC "State of Play" Poll National Likely Voters October 2-4, 2020		Total Likely Voters
	Health care and drug costs	28
	Racism and discrimination	27
	Climate change and the environment	25
	Medicare and Social Security	16
	Immigration	15
	National security	12
	Education	9
	Taxes	7
	Guns	6
	The budget	6
	Infrastructure	6
How would you rate the current state of:		
The U.S. economy	Excellent	5
	Good	35
	Not so good	41
	Poor	19
	Total Excellent/Good	40
	Total Poor/Not so good	60
Your personal finances	Excellent	14
	Good	55
	Not so good	22
	Poor	9
	Total Excellent/Good	69
	Total Poor/Not so good	31
The stock market	Excellent	10
	Good	54
	Not so good	29
	Poor	6
	Total Excellent/Good	65
	Total Poor/Not so good	35
Your savings	Excellent	14
	Good	44
	Not so good	26


Change Research - CNBC "State of Play" Poll National Likely Voters October 2-4, 2020		Total Likely Voters
	Poor	16
	Total Excellent/Good	58
	Total Poor/Not so good	42
The U.S. job market	Excellent	5
	Good	35
	Not so good	38
	Poor	21
	Total Excellent/Good	41
	Total Poor/Not so good	59
Your own job security	Excellent	33
	Good	41
	Not so good	14
	Poor	12
	Total Excellent/Good	74
	Total Poor/Not so good	26
Looking ahead to the next year, how do you feel about each of the following:		
The U.S. economy	Very confident and optimistic	19
	Somewhat confident and optimistic	28
	Somewhat worried and uncertain	33
	Very worried and uncertain	20
	Total Confident/Optimistic	47
	Total Worried/Uncertain	53
Your personal finances	Very confident and optimistic	23
	Somewhat confident and optimistic	40
	Somewhat worried and uncertain	24
	Very worried and uncertain	12
	Total Confident/Optimistic	63
	Total Worried/Uncertain	37

Change Research - CNBC "State of Play" Poll National Likely Voters October 2-4, 2020		Total Likely Voters
Your wages rising	Very confident and optimistic	17
	Somewhat confident and optimistic	35
	Somewhat worried and uncertain	29
	Very worried and uncertain	19
	Total Confident/Optimistic	52
	Total Worried/Uncertain	48
Your health care costs	Very confident and optimistic	14
	Somewhat confident and optimistic	32
	Somewhat worried and uncertain	32
	Very worried and uncertain	23
	Total Confident/Optimistic	45
	Total Worried/Uncertain	55
Your own job security	Very confident and optimistic	35
	Somewhat confident and optimistic	36
	Somewhat worried and uncertain	17
	Very worried and uncertain	12
	Total Confident/Optimistic	71
	Total Worried/Uncertain	29
The unemployment rate	Very confident and optimistic	19
	Somewhat confident and optimistic	25
	Somewhat worried and uncertain	32
	Very worried and uncertain	24
	Total Confident/Optimistic	44
	Total Worried/Uncertain	56
Do you approve or disapprove of the job Donald Trump is doing handling each of the following issues:		


Change Research - CNBC "State of Play" Poll National Likely Voters October 2-4, 2020		Total Likely Voters
The coronavirus	Strongly approve	29
	Somewhat approve	14
	Somewhat disapprove	4
	Strongly disapprove	53
	Total Approve	43
	Total Disapprove	57
The economy	Strongly approve	38
	Somewhat approve	10
	Somewhat disapprove	12
	Strongly disapprove	40
	Total Approve	48
	Total Disapprove	52
Helping your pocketbook	Strongly approve	32
	Somewhat approve	15
	Somewhat disapprove	11
	Strongly disapprove	42
	Total Approve	47
	Total Disapprove	53
The stock market	Strongly approve	34
	Somewhat approve	19
	Somewhat disapprove	17
	Strongly disapprove	31
	Total Approve	53
	Total Disapprove	47
Who do you think would do a better job handling each of the following: Donald Trump and Republicans - or - Joe Biden and Democrats?		
Handling the coronavirus	Trump and Republicans much more	34
	Trump and Republicans somewhat more	10
	Biden and Democrats somewhat more	9
	Biden and Democrats much more	47


Change Research - CNBC "State of Play" Poll National Likely Voters October 2-4, 2020		Total Likely Voters
	Trump & GOP more	44
	Biden & Dems more	56
Recovering from a recession	Trump and Republicans much more	42
	Trump and Republicans somewhat more	6
	Biden and Democrats somewhat more	14
	Biden and Democrats much more	38
	Trump & GOP more	48
	Biden & Dems more	52
Getting people back to work	Trump and Republicans much more	41
	Trump and Republicans somewhat more	6
	Biden and Democrats somewhat more	16
	Biden and Democrats much more	36
	Trump & GOP more	48
	Biden & Dems more	52
Protecting pre-existing conditions	Trump and Republicans much more	32
	Trump and Republicans somewhat more	10
	Biden and Democrats somewhat more	11
	Biden and Democrats much more	46
	Trump & GOP more	43
	Biden & Dems more	57
Making our tax code fair	Trump and Republicans much more	36
	Trump and Republicans somewhat more	9

Change Research - CNBC "State of Play" Poll National Likely Voters October 2-4, 2020		Total Likely Voters
	Biden and Democrats somewhat more	17
	Biden and Democrats much more	38
	Trump & GOP more	45
	Biden & Dems more	55
Giving you control of your healthcare	Trump and Republicans much more	38
	Trump and Republicans somewhat more	8
	Biden and Democrats somewhat more	16
	Biden and Democrats much more	38
	Trump & GOP more	46
	Biden & Dems more	54
Which of the following statements comes closer to your point of view:	The economy is struggling and we need more financial relief from Washington.	66
	The economy is recovering and we do not need any more financial relief from Washington.	34
How serious are your concerns about the coronavirus disease?	Very serious concerns	49
	Somewhat serious concerns	24
	Minor concerns	19
	No concerns at all	8
	Total serious concerns	73
Thinking about the impact of coronavirus on you and your family, are you more concerned about the impact on your family's health and safety or the impact on your family's financial situation?	My family's health and safety much more	43
	My family's health and safety somewhat more	28
	My family's financial situation somewhat more	18
	My family's financial situation much more	11


Change Research - CNBC "State of Play" Poll National Likely Voters October 2-4, 2020		Total Likely Voters
	Health & Safety More	71
	Finances More	29
Thinking about the impact of the coronavirus, do you think:	Things are getting better	38
	Things are getting worse	43
	Not sure	19
Do you personally know anyone who has been diagnosed with the coronavirus, or not? Select all that apply.	Yes, me personally	7
	Yes, a family member	26
	Yes, a close friend	30
	Yes, a coworker	21
	Yes, a member of my local community	36
	None of the above	27
	Total Me/Know Someone	73
Have you or someone in your household lost wages or had your salary cut as a result of the coronavirus outbreak? Select all that apply.	Yes, me personally	24
	Yes, someone in my household	30
	No	53
Have you or someone in your household lost your job or been furloughed as a result of the coronavirus outbreak? Select all that apply.	Yes, me personally	15
	Yes, someone in my household	23
	No	65
[IF YES LOST WAGES] Are you or someone in your household currently experiencing lost wages or a salary cut as a result of the coronavirus outbreak? Select all that apply.	Yes, me personally	34
	Yes, someone in my household	43
	No	31
[IF YES LOST JOB] Are you or someone in your household currently experiencing a lost job or furlough as a result of the coronavirus outbreak? Select all that apply.	Yes, me personally	31
	Yes, someone in my household	43
	No	33
Is your state reopening too quickly, not quickly enough, or at the right pace?	Too quickly	29


Change Research - CNBC "State of Play" Poll National Likely Voters October 2-4, 2020		Total Likely Voters
	Not quickly enough	34
	At the right pace	38
What steps are you currently taking in response to the coronavirus? Select all that apply.	Taking precautions like handwashing	89
	Wearing a face mask in public	87
	Engaging in "social distancing"	80
	Avoiding crowds	74
	Purchasing medical supplies (medicine, sanitizer, masks)	53
	Not going to restaurants and bars	52
	Sheltering at home	42
	Working from home	24
Thinking about the impact of the coronavirus, are you currently experiencing any of the following? Select all that apply.	Increased prices for supplies at stores and online	68
	Low inventory at stores and online	66
	Spent money I was saving	43
	School closures	26
	Fewer hours at work	17
	Gone into debt	15
	Delayed plans for retirement	10
	Receiving unemployment benefits	9
	Unable to pay rent or a mortgage payment	8
	Quit a job or working fewer hours due to school closures	6
[IF YES ON UI] Is the amount of financial assistance you are receiving sufficient to cover your rent and other essential expenses?	Yes	48
	No	36
	Not sure	16
In your opinion, are the following activities safe at this stage of the coronavirus outbreak?		
Letting students return to school	Safe	38
	Unsafe	47
	Not sure	15
Children going to daycare	Safe	33


Change Research - CNBC "State of Play" Poll National Likely Voters October 2-4, 2020		Total Likely Voters
	Unsafe	47
	Not sure	21
Go to work at your workplace	Safe	52
	Unsafe	27
	Not sure	22
Go to a hair or nail salon	Safe	53
	Unsafe	29
	Not sure	19
Go to a bar	Safe	25
	Unsafe	62
	Not sure	13
Dine-in at a restaurant	Safe	44
	Unsafe	42
	Not sure	14
Go shopping	Safe	65
	Unsafe	19
	Not sure	16
Use public transportation like a bus or train	Safe	26
	Unsafe	50
	Not sure	24
Take a flight	Safe	30
	Unsafe	49
	Not sure	21
Stay in a hotel	Safe	49
	Unsafe	27
	Not sure	24
Take a rideshare like Uber or Lyft	Safe	33
	Unsafe	40
	Not sure	27
Go to a movie theater	Safe	28
	Unsafe	55


Change Research - CNBC "State of Play" Poll National Likely Voters October 2-4, 2020		Total Likely Voters
	Not sure	18
Attend an indoor campaign rally	Safe	25
	Unsafe	63
	Not sure	12
Attend an outdoor sporting event	Safe	45
	Unsafe	36
	Not sure	19
President Trump announced that he, the First Lady, and his senior White House staffer Hope Hicks tested positive for COVID-19 early Friday morning and he went to Walter Reed Medical Center for observation on Friday evening. How serious are your concerns about the President's health?	Very serious concerns	21
	Somewhat serious concerns	29
	Not very concerned	25
	Not concerned at all	25
	Total serious concerns	50
Do you feel that Donald Trump has personally taken appropriate precautions to prevent himself from being exposed to coronavirus?	Yes	35
	No	58
	Not sure	7
Do you feel that Joe Biden has personally taken appropriate precautions to prevent himself from being exposed to coronavirus?	Yes	76
	No	7
	Not sure	18
The CDC recommends that people exposed to coronavirus self-quarantine for two weeks. Should the White House staff, lawmakers, and other officials who have recently come into contact with the President quarantine for the next two weeks?	Yes	71
	No	11
	Maybe	17
Joe Biden should:	Continue to stay on the campaign trail if he is social distancing and everyone is wearing masks.	57
	Campaign virtually from now on to stay safe.	22

Change Research - CNBC "State of Play" Poll National Likely Voters October 2-4, 2020		Total Likely Voters
	Not sure	20
Should the Supreme Court nomination hearings be delayed so all of the lawmakers who have been exposed to the President and his staff recently can quarantine, as recommended by CDC guidelines?	Yes	54
	No	42
	Not sure	4
Should the upcoming vice presidential debate be changed to a virtual format to ensure the safety of the candidates?	Yes	36
	No	47
	Maybe	17
These are some things that Donald Trump and Republicans are saying about Joe Biden. Do you agree or disagree with each of the following statements:		
Joe Biden is beholden to the radical socialist left of the party.	Strongly agree	40
	Somewhat agree	6
	Somewhat disagree	4
	Strongly disagree	48
	Not sure	2
	Total agree	46
	Total disagree	52
	Net agree	-6
Joe Biden supports defunding the police and violent ANTIFA protesters.	Strongly agree	34
	Somewhat agree	11
	Somewhat disagree	6
	Strongly disagree	47
	Not sure	2
	Total agree	45
	Total disagree	53
	Net agree	-8
Joe Biden will raise taxes on the middle class.	Strongly agree	40
	Somewhat agree	5
	Somewhat disagree	8
	Strongly disagree	43
	Not sure	3

Change Research - CNBC "State of Play" Poll National Likely Voters October 2-4, 2020		Total Likely Voters
	Total agree	45
	Total disagree	52
	Net agree	-6
Joe Biden wants to shutdown the economy again and keep our schools closed.	Strongly agree	35
	Somewhat agree	14
	Somewhat disagree	12
	Strongly disagree	35
	Not sure	4
	Total agree	49
	Total disagree	47
	Net agree	2
How closely are you following the recent news about Donald Trump's taxes?	Very closely	42
	Somewhat closely	29
	Not very closely	14
	Not at all	14
These are some concerns some people have about the recent news about Donald Trump's taxes. How concerned are you that:		
Donald Trump only paid \$750 in taxes in 2017 and 2018 and paid no federal taxes at all in 15 of the past 20 years.	Very concerned	50
	Somewhat concerned	4
	Only a little concerned	3
	Not concerned at all	43
	Total Concerned	57
Donald Trump owes over \$400 million to a secret lender which will become due in 2021, which may be a conflict of interest if he is still president.	Very concerned	49
	Somewhat concerned	4
	Only a little concerned	6
	Not concerned at all	40
	Total Concerned	60
Donald Trump has directed business to his resorts, golf courses, and other companies while president.	Very concerned	50
	Somewhat concerned	4

Change Research - CNBC "State of Play" Poll National Likely Voters October 2-4, 2020		Total Likely Voters
	Only a little concerned	6
	Not concerned at all	40
	Total Concerned	60
Donald Trump is not the great businessman he says he is; his taxes reveal that his companies have been struggling financially for many years.	Very concerned	41
	Somewhat concerned	7
	Only a little concerned	7
	Not concerned at all	45
	Total Concerned	55
Do you plan to watch the vice presidential debate between Mike Pence and Kamala Harris on October 7th?	Yes	73
	No	14
	Not sure	13
Regardless of how you plan to vote, who do you think will do a better job in the vice presidential debate?	Mike Pence	40
	Kamala Harris	48
	Not sure	12
When do you believe we will know who won the election for president?	Will know on Election Night	29
	Will know within a few days.	23
	Will know within a week.	17
	Will take more than a week.	31
For statistical purposes, what is your annual household income?	Under \$20,000	7
	\$20,000 to \$34,999	11
	\$35,000 to \$49,999	13
	\$50,000 to \$74,999	18
	\$75,000 to \$99,999	15
	\$100,000 to \$124,999	12
	\$125,000 or more	13
	Prefer not to say	11
How often do you think about what is going on with the stock market indexes, like the Dow Jones or S&P 500?	Multiple times a day	6
	Once a day	12
	A couple times a week	19
	Once a week	13

Change Research - CNBC "State of Play" Poll National Likely Voters October 2-4, 2020		Total Likely Voters
	Once a month	11
	A couple times a year	8
	Once a year	2
	Almost never	29
In the November 2016 election, did you vote for:	Hillary Clinton, the Democrat	44
	Donald Trump, the Republican	40
	Did not vote	13
	Gary Johnson, the Libertarian	3
	Jill Stein, the Green Party	1
Were you able to vote in the 2018 election for U.S. Congress, or for some reason were you unable to vote?	Voted	84
	Did not vote	12
	Not registered/Ineligible/Too young	4
Would you describe yourself as:	Progressive	18
	Liberal	18
	Moderate	30
	Conservative	34
trump_job	Approve of Trump	45
	Disapprove of Trump	55
age_custom	18 to 29	14
	30 to 39	15
	40 to 49	16
	50 to 64	30
	65 or older	25
Gender	Male	47
	Female	53
Age Range	18 to 34	22
	35 to 49	21
	50 to 64	30
	65 or older	27
Ethnicity	American Indian or Alaska Native	0
	Asian / Pacific Islander	3

Change Research - CNBC "State of Play" Poll National Likely Voters October 2-4, 2020		Total Likely Voters
	Black or African American	12
	Hispanic or Latino/a	11
	Other	2
	White / Caucasian	72
Educational Attainment	High school diploma or less	29
	Some college, but no degree	19
	Associate's degree, or two-year college degree	8
	Bachelor's degree, or four-year college degree	28
	Graduate degree	16
7 Pt Party ID	Strong Democrat	29
	Weak Democrat	8
	Ind Democrats	13
	Independents	8
	Ind Republicans	10
	Weak Republican	6
	Strong Republican	26
Party ID	Democrat	37
	Republican	32
	Independent/Other	31
	Other (specified)	0
Allocated PID	Strong + Weak + Indep Dems	50
	Independents	8
	Strong + Weak + Indep Repubs	42