




Change Research - CNBC "State of Play" Poll Battleground Likely Voters October 2-4, 2020		Total Likely Voters
Sample Size (Weighted)	MOE: ±2.11%	2688
Total Presidential Ballot	Joe Biden, the Democrat	50
	Donald Trump, the Republican	45
	Jo Jorgensen, the Libertarian	2
	Howie Hawkins, the Green Party	0
	Not sure	2
	Would not vote	1
	Biden - Trump	5
[AZ] Total Senate Ballot	Mark Kelly, the Democrat	51
	Martha McSally, the Republican	43
	Would not vote	3
	Not sure	3
	Kelly - McSally	8
[MI] Total Senate Ballot:	Gary Peters, the Democrat	51
	John James, the Republican	43
	Don't recall	1
	Did not vote	0
	Not sure	5
	Would not vote	0
	Peters - James	8
[NC] Total Senate Ballot:	Cal Cunningham, the Democrat	50
	Thom Tillis, the Republican	46
	Not sure	3
	Would not vote	1
	Cunningham - Tillis	4
Do you plan to vote in the November election for President and other state and local offices?	Yes, definitely	96
	Yes, probably	4
	Maybe (50-50)	0
	No, probably not	0
	No, definitely not	0

Change Research - CNBC "State of Play" Poll Battleground Likely Voters October 2-4, 2020		Total Likely Voters
Do you plan to vote in the November election for President and other state and local offices?	Yes, I already voted	16
	Yes, definitely	81
	Yes, probably	1
	Maybe (50-50)	1
	No, probably not	0
	No, definitely not	0
How do you plan to vote this year?	Vote by mail	34
	Vote in person before Election Day	26
	Vote in person on Election Day	35
	Not sure	4
How favorable are your feelings about each of the following people, organizations and ideas?		
Donald Trump	Very favorable	38
	Somewhat favorable	7
	Neutral	2
	Somewhat unfavorable	2
	Very unfavorable	51
	Never heard of them	1
	Total Favorable	44
	Total Unfavorable	53
	Net Favorable	-9
Joe Biden	Very favorable	34
	Somewhat favorable	14
	Neutral	3
	Somewhat unfavorable	5
	Very unfavorable	44
	Never heard of them	1
	Total Favorable	48
	Total Unfavorable	49
	Net Favorable	-1
Pharmaceutical drug companies	Very favorable	2
	Somewhat favorable	6
	Neutral	21

Change Research - CNBC "State of Play" Poll Battleground Likely Voters October 2-4, 2020		Total Likely Voters
	Somewhat unfavorable	31
	Very unfavorable	39
	Never heard of them	0
	Total Favorable	9
	Total Unfavorable	70
	Net Favorable	-62
Kamala Harris	Very favorable	34
	Somewhat favorable	11
	Neutral	5
	Somewhat unfavorable	3
	Very unfavorable	45
	Never heard of them	2
	Total Favorable	45
	Total Unfavorable	48
	Net Favorable	-3
Mike Pence	Very favorable	35
	Somewhat favorable	7
	Neutral	5
	Somewhat unfavorable	7
	Very unfavorable	44
	Never heard of them	1
	Total Favorable	43
	Total Unfavorable	51
	Net Favorable	-8
The Affordable Care Act (aka Obamacare)	Very favorable	34
	Somewhat favorable	15
	Neutral	6
	Somewhat unfavorable	7
	Very unfavorable	37
	Never heard of them	0
	Total Favorable	49
	Total Unfavorable	44
	Net Favorable	5

Change Research - CNBC "State of Play" Poll Battleground Likely Voters October 2-4, 2020		Total Likely Voters
In general, how would you rate the job that Donald Trump is doing as President?	Strongly approve	39
	Somewhat approve	8
	Somewhat disapprove	3
	Strongly disapprove	50
	Total approve	47
	Total disapprove	53
Even though you are not supporting Donald Trump right now, what are the chances that you might support Donald Trump in the November election?	A fair chance	2
	A small chance	2
	Just a very slight chance	3
	No chance at all	93
	Chance Trump	7
Even though you are not supporting Joe Biden right now, what are the chances that you might support Joe Biden in the November election?	A fair chance	1
	A small chance	3
	Just a very slight chance	5
	No chance at all	91
	Chance Biden	9
Which THREE of the following are the most important issues facing the country:	The economy, jobs and cost of living	45
	COVID-19	38
	Political corruption	34
	Health care and drug costs	32
	Law and order	30
	Racism and discrimination	26
	Climate change and the environment	20
	Medicare and Social Security	19
	National security	12
	Immigration	12
	Education	9
	Guns	8
	Taxes	6
	The budget	5


Change Research - CNBC "State of Play" Poll Battleground Likely Voters October 2-4, 2020		Total Likely Voters
	Infrastructure	4
How would you rate the current state of:		
The U.S. economy	Excellent	6
	Good	37
	Not so good	39
	Poor	18
	Total Excellent/Good	43
	Total Poor/Not so good	57
Your personal finances	Excellent	16
	Good	56
	Not so good	22
	Poor	7
	Total Excellent/Good	71
	Total Poor/Not so good	29
The stock market	Excellent	12
	Good	57
	Not so good	26
	Poor	5
	Total Excellent/Good	69
	Total Poor/Not so good	31
Your savings	Excellent	14
	Good	47
	Not so good	26
	Poor	13
	Total Excellent/Good	61
	Total Poor/Not so good	39
The U.S. job market	Excellent	8
	Good	36
	Not so good	37
	Poor	20
	Total Excellent/Good	44

Change Research - CNBC "State of Play" Poll Battleground Likely Voters October 2-4, 2020		Total Likely Voters
	Total Poor/Not so good	56
Your own job security	Excellent	33
	Good	43
	Not so good	14
	Poor	9
	Total Excellent/Good	76
	Total Poor/Not so good	24
Looking ahead to the next year, how do you feel about each of the following:		
The U.S. economy	Very confident and optimistic	23
	Somewhat confident and optimistic	26
	Somewhat worried and uncertain	31
	Very worried and uncertain	20
	Total Confident/Optimistic	48
	Total Worried/Uncertain	52
Your personal finances	Very confident and optimistic	22
	Somewhat confident and optimistic	41
	Somewhat worried and uncertain	25
	Very worried and uncertain	12
	Total Confident/Optimistic	63
	Total Worried/Uncertain	37
Your wages rising	Very confident and optimistic	16
	Somewhat confident and optimistic	35
	Somewhat worried and uncertain	29
	Very worried and uncertain	20
	Total Confident/Optimistic	51
	Total Worried/Uncertain	49

Change Research - CNBC "State of Play" Poll Battleground Likely Voters October 2-4, 2020		Total Likely Voters
Your health care costs	Very confident and optimistic	14
	Somewhat confident and optimistic	31
	Somewhat worried and uncertain	32
	Very worried and uncertain	23
	Total Confident/Optimistic	45
	Total Worried/Uncertain	55
Your own job security	Very confident and optimistic	37
	Somewhat confident and optimistic	33
	Somewhat worried and uncertain	19
	Very worried and uncertain	11
	Total Confident/Optimistic	70
	Total Worried/Uncertain	30
The unemployment rate	Very confident and optimistic	19
	Somewhat confident and optimistic	26
	Somewhat worried and uncertain	32
	Very worried and uncertain	23
	Total Confident/Optimistic	45
	Total Worried/Uncertain	55
Do you approve or disapprove of the job Donald Trump is doing handling each of the following issues:		
The coronavirus	Strongly approve	31
	Somewhat approve	15
	Somewhat disapprove	2
	Strongly disapprove	52
	Total approve	46
	Total disapprove	54
The economy	Strongly approve	41
	Somewhat approve	9


Change Research - CNBC "State of Play" Poll Battleground Likely Voters October 2-4, 2020		Total Likely Voters
	Somewhat disapprove	12
	Strongly disapprove	39
	Total approve	49
	Total disapprove	51
Helping your pocketbook	Strongly approve	35
	Somewhat approve	13
	Somewhat disapprove	11
	Strongly disapprove	41
	Total approve	48
	Total disapprove	52
The stock market	Strongly approve	36
	Somewhat approve	20
	Somewhat disapprove	16
	Strongly disapprove	29
	Total approve	55
	Total disapprove	45
Who do you think would do a better job handling each of the following: Donald Trump and Republicans - or - Joe Biden and Democrats?		
Handling the coronavirus	Trump and Republicans much more	36
	Trump and Republicans somewhat more	11
	Biden and Democrats somewhat more	7
	Biden and Democrats much more	46
	Trump & GOP more	47
	Biden & Dems more	53
Recovering from a recession	Trump and Republicans much more	45
	Trump and Republicans somewhat more	5
	Biden and Democrats somewhat more	14


Change Research - CNBC "State of Play" Poll Battleground Likely Voters October 2-4, 2020		Total Likely Voters
	Biden and Democrats much more	37
	Trump & GOP more	49
	Biden & Dems more	51
Getting people back to work	Trump and Republicans much more	44
	Trump and Republicans somewhat more	5
	Biden and Democrats somewhat more	16
	Biden and Democrats much more	34
	Trump & GOP more	49
	Biden & Dems more	51
Protecting pre-existing conditions	Trump and Republicans much more	34
	Trump and Republicans somewhat more	11
	Biden and Democrats somewhat more	9
	Biden and Democrats much more	46
	Trump & GOP more	46
	Biden & Dems more	54
Making our tax code fair	Trump and Republicans much more	38
	Trump and Republicans somewhat more	9
	Biden and Democrats somewhat more	14
	Biden and Democrats much more	38
	Trump & GOP more	48
	Biden & Dems more	52
Giving you control of your healthcare	Trump and Republicans much more	39

Change Research - CNBC "State of Play" Poll Battleground Likely Voters October 2-4, 2020		Total Likely Voters
	Trump and Republicans somewhat more	9
	Biden and Democrats somewhat more	14
	Biden and Democrats much more	37
	Trump & GOP more	49
	Biden & Dems more	51
Which of the following statements comes closer to your point of view:	The economy is struggling and we need more financial relief from Washington.	63
	The economy is recovering and we do not need any more financial relief from Washington.	37
How serious are your concerns about the coronavirus disease?	Very serious concerns	49
	Somewhat serious concerns	24
	Minor concerns	19
	No concerns at all	9
	Total serious concerns	72
Thinking about the impact of coronavirus on you and your family, are you more concerned about the impact on your family's health and safety or the impact on your family's financial situation?	My family's health and safety much more	45
	My family's health and safety somewhat more	25
	My family's financial situation somewhat more	17
	My family's financial situation much more	13
	Health & Safety more	70
	Finances more	30
Thinking about the impact of the coronavirus, do you think:	Things are getting better	40
	Things are getting worse	42
	Not sure	18
Do you personally know anyone who has been diagnosed with the coronavirus, or not? Select all that apply.	Yes, me personally	6


Change Research - CNBC "State of Play" Poll Battleground Likely Voters October 2-4, 2020		Total Likely Voters
	Yes, a family member	26
	Yes, a close friend	31
	Yes, a coworker	19
	Yes, a member of my local community	32
	None of the above	26
	Total Me/Know Someone	74
Have you or someone in your household lost wages or had your salary cut as a result of the coronavirus outbreak? Select all that apply.	Yes, me personally	26
	Yes, someone in my household	29
	No	51
Have you or someone in your household lost your job or been furloughed as a result of the coronavirus outbreak? Select all that apply.	Yes, me personally	17
	Yes, someone in my household	22
	No	64
[IF YES LOST WAGES] Are you or someone in your household currently experiencing lost wages or a salary cut as a result of the coronavirus outbreak? Select all that apply.	Yes, me personally	37
	Yes, someone in my household	37
	No	33
[IF YES LOST JOB] Are you or someone in your household currently experiencing a lost job or furlough as a result of the coronavirus outbreak? Select all that apply.	Yes, me personally	31
	Yes, someone in my household	37
	No	38
Is {{STATE}} reopening too quickly, not quickly enough, or at the right pace?	Too quickly	36
	Not quickly enough	35
	At the right pace	29
What steps are you currently taking in response to the coronavirus? Select all that apply.	Taking precautions like handwashing	89
	Wearing a face mask in public	82
	Engaging in "social distancing"	78
	Avoiding crowds	74
	Purchasing medical supplies (medicine, sanitizer, masks)	51


Change Research - CNBC "State of Play" Poll Battleground Likely Voters October 2-4, 2020		Total Likely Voters
	Not going to restaurants and bars	50
	Sheltering at home	39
	Working from home	25
Thinking about the impact of the coronavirus, are you currently experiencing any of the following? Select all that apply.	Low inventory at stores and online	67
	Increased prices for supplies at stores and online	67
	Spent money I was saving	43
	School closures	22
	Fewer hours at work	17
	Gone into debt	16
	Delayed plans for retirement	11
	Receiving unemployment benefits	9
	Unable to pay rent or a mortgage payment	8
	Quit a job or working fewer hours due to school closures	5
[IF YES ON UI] Is the amount of financial assistance you are receiving sufficient to cover your rent and other essential expenses?	Yes	49
	No	37
	Not sure	14
In your opinion, are the following activities safe at this stage of the coronavirus outbreak?		
Letting students return to school	Safe	41
	Unsafe	44
	Not sure	14
Children going to daycare	Safe	37
	Unsafe	41
	Not sure	22
Go to work at your workplace	Safe	56
	Unsafe	25
	Not sure	19
Go to a hair or nail salon	Safe	56
	Unsafe	27


Change Research - CNBC "State of Play" Poll Battleground Likely Voters October 2-4, 2020		Total Likely Voters
	Not sure	17
Go to a bar	Safe	30
	Unsafe	58
	Not sure	12
Dine-in at a restaurant	Safe	47
	Unsafe	40
	Not sure	13
Go shopping	Safe	64
	Unsafe	18
	Not sure	17
Use public transportation like a bus or train	Safe	29
	Unsafe	48
	Not sure	23
Take a flight	Safe	31
	Unsafe	46
	Not sure	22
Stay in a hotel	Safe	51
	Unsafe	26
	Not sure	23
Take a rideshare like Uber or Lyft	Safe	36
	Unsafe	38
	Not sure	27
Go to a movie theater	Safe	32
	Unsafe	51
	Not sure	17
Attend an indoor campaign rally	Safe	29
	Unsafe	59
	Not sure	12
Attend an outdoor sporting event	Safe	48
	Unsafe	33
	Not sure	19


Change Research - CNBC "State of Play" Poll Battleground Likely Voters October 2-4, 2020		Total Likely Voters
President Trump announced that he, the First Lady, and his senior White House staffer Hope Hicks tested positive for COVID-19 early Friday morning and he went to Walter Reed Medical Center for observation on Friday evening. How serious are your concerns about the President's health?	Very serious concerns	19
	Somewhat serious concerns	34
	Not very concerned	25
	Not concerned at all	23
	Total Serious Concerns	52
Do you feel that Donald Trump has personally taken appropriate precautions to prevent himself from being exposed to coronavirus?	Yes	39
	No	55
	Not sure	6
Do you feel that Joe Biden has personally taken appropriate precautions to prevent himself from being exposed to coronavirus?	Yes	75
	No	6
	Not sure	19
The CDC recommends that people exposed to coronavirus self-quarantine for two weeks. Should the White House staff, lawmakers, and other officials who have recently come into contact with the President quarantine for the next two weeks?	Yes	68
	No	13
	Maybe	19
Joe Biden should:	Continue to stay on the campaign trail if he is social distancing and everyone is wearing masks.	55
	Campaign virtually from now on to stay safe.	23
	Not sure	22
Should the Supreme Court nomination hearings be delayed so all of the lawmakers who have been exposed to the President and his staff recently can quarantine, as recommended by CDC guidelines?	Yes	51
	No	44
	Not sure	4

Change Research - CNBC "State of Play" Poll Battleground Likely Voters October 2-4, 2020		Total Likely Voters
Should the upcoming vice presidential debate be changed to a virtual format to ensure the safety of the candidates?	Yes	38
	No	44
	Maybe	18
These are some things that Donald Trump and Republicans are saying about Joe Biden. Do you agree or disagree with each of the following statements:		
Joe Biden is beholden to the radical socialist left of the party.	Strongly agree	42
	Somewhat agree	5
	Somewhat disagree	4
	Strongly disagree	46
	Not sure	3
	Total agree	48
	Total disagree	50
	Net agree	-2
Joe Biden supports defunding the police and violent ANTIFA protesters.	Strongly agree	37
	Somewhat agree	10
	Somewhat disagree	4
	Strongly disagree	45
	Not sure	3
	Total agree	47
	Total disagree	49
	Net agree	-2
Joe Biden will raise taxes on the middle class.	Strongly agree	42
	Somewhat agree	6
	Somewhat disagree	8
	Strongly disagree	42
	Not sure	2
	Total agree	48
	Total disagree	50
	Net agree	-2
Joe Biden wants to shutdown the economy again and keep our schools closed.	Strongly agree	38
	Somewhat agree	12
	Somewhat disagree	11

Change Research - CNBC "State of Play" Poll Battleground Likely Voters October 2-4, 2020		Total Likely Voters
	Strongly disagree	35
	Not sure	5
	Total agree	50
	Total disagree	46
	Net agree	4
How closely are you following the recent news about Donald Trump's taxes?	Very closely	39
	Somewhat closely	31
	Not very closely	15
	Not at all	16
These are some concerns some people have about the recent news about Donald Trump's taxes. How concerned are you that:		
Donald Trump only paid \$750 in taxes in 2017 and 2018 and paid no federal taxes at all in 15 of the past 20 years.	Very concerned	47
	Somewhat concerned	4
	Only a little concerned	4
	Not concerned at all	45
	Total concerned	55
Donald Trump owes over \$400 million to a secret lender which will become due in 2021, which may be a conflict of interest if he is still president.	Very concerned	48
	Somewhat concerned	5
	Only a little concerned	6
	Not concerned at all	42
	Total concerned	58
Donald Trump has directed business to his resorts, golf courses, and other companies while president.	Very concerned	47
	Somewhat concerned	5
	Only a little concerned	5
	Not concerned at all	42
	Total concerned	58
Donald Trump is not the great businessman he says he is; his taxes reveal that his companies have been struggling financially for many years.	Very concerned	39
	Somewhat concerned	8

Change Research - CNBC "State of Play" Poll Battleground Likely Voters October 2-4, 2020		Total Likely Voters
	Only a little concerned	6
	Not concerned at all	47
	Total concerned	53
Do you plan to watch the vice presidential debate between Mike Pence and Kamala Harris on October 7th?	Yes	71
	No	15
	Not sure	14
Regardless of how you plan to vote, who do you think will do a better job in the vice presidential debate?	Mike Pence	43
	Kamala Harris	47
	Not sure	10
When do you believe we will know who won the election for president?	Will know on Election Night	29
	Will know within a few days	25
	Will know within a week	16
	Will take more than a week	30
For statistical purposes, what is your annual household income?	Under \$20,000	6
	\$20,000 to \$34,999	10
	\$35,000 to \$49,999	13
	\$50,000 to \$74,999	19
	\$75,000 to \$99,999	14
	\$100,000 to \$124,999	13
	\$125,000 or more	12
	Prefer not to say	13
How often do you think about what is going on with the stock market indexes, like the Dow Jones or S&P 500?	Multiple times a day	6
	Once a day	12
	A couple times a week	20
	Once a week	14
	Once a month	10
	A couple times a year	7
	Once a year	1
	Almost never	30
In the November 2016 election, did you vote for:	Donald Trump, the Republican	43
	Hillary Clinton, the Democrat	43
	Did not vote	11

Change Research - CNBC "State of Play" Poll Battleground Likely Voters October 2-4, 2020		Total Likely Voters
	Gary Johnson, the Libertarian	3
	Jill Stein, the Green Party	1
Were you able to vote in the 2018 election for U.S. Congress, or for some reason were you unable to vote?	Voted	84
	Did not vote	13
	Not registered/Ineligible/Too young	3
Would you describe yourself as:	Progressive	15
	Liberal	18
	Moderate	30
	Conservative	37
trump_job	Approve of Trump	47
	Disapprove of Trump	53
lost_wages_current	Me/Household Lost Wages - CURRENT	30
	No Household Wage Loss - CURRENT	70
lost_job_current	Me/Household Lost Wages - CURRENT	21
	No Household Wage Loss - CURRENT	79
state_type	Rust Belt states	45
	Sunbelt states	55
Gender	Male	46
	Female	54
Age Range	18 to 34	18
	35 to 49	21
	50 to 64	29
	65 or older	32
Ethnicity	American Indian or Alaska Native	0
	Asian / Pacific Islander	2
	Black or African American	11

Change Research - CNBC "State of Play" Poll Battleground Likely Voters October 2-4, 2020		Total Likely Voters
	Hispanic or Latino/a	10
	Other	2
	White / Caucasian	74
Educational Attainment	High school diploma or less	27
	Some college, but no degree	20
	Associate's degree, or two-year college degree	10
	Bachelor's degree, or four-year college degree	27
	Graduate degree	16
State	AZ	9
	FL	30
	MI	15
	NC	16
	PA	21
	WI	10
7 Pt Party ID	Strong Democrat	31
	Weak Democrat	7
	Ind Democrats	9
	Independents	9
	Ind Republicans	8
	Weak Republican	7
	Strong Republican	29
Party ID	Democrat	37
	Republican	36
	Independent/Other	27
	Other (specified)	0
Allocated PID	Strong + Weak + Indep Dems	47
	Independents	9
	Strong + Weak + Indep Repubs	45