


Change Research - CNBC "State of Play" Poll National Likely Voters September 4-6, 2020		Total Likely Voters
Sample Size (Weighted)		1902
Total Biden v. Trump Ballot:		
	Joe Biden, the Democrat	49
	Donald Trump, the Republican	43
	Jo Jorgensen, the Libertarian	3
	Howie Hawkins, the Green Party	2
	Not sure	2
	Would not vote	1
	Biden - Trump	6
Do you plan to vote in the November election for President and other state and local offices?		
	Yes, definitely	97
	Yes, probably	2
	Maybe (50-50)	1
	No, probably not	0
	No, definitely not	0
How favorable are your feelings about each of the following people, organizations and ideas?		
	Donald Trump	
	Very favorable	36
	Somewhat favorable	6
	Neutral	2
	Somewhat unfavorable	2
	Very unfavorable	54
	Never heard of them	0
	Total Favorable	42
	Total Unfavorable	56
	Net Favorable	-13
	Joe Biden	
	Very favorable	29
	Somewhat favorable	14
	Neutral	6
	Somewhat unfavorable	7
	Very unfavorable	42
	Never heard of them	1
	Total Favorable	43
	Total Unfavorable	49

Change Research - CNBC "State of Play" Poll
 National Likely Voters
 September 4-6, 2020




Total Likely Voters

	Net Favorable	-6
Pharmaceutical drug companies	Very favorable	3
	Somewhat favorable	7
	Neutral	22
	Somewhat unfavorable	32
	Very unfavorable	35
	Never heard of them	0
	Total Favorable	10
	Total Unfavorable	67
	Net Favorable	-57
Kamala Harris	Very favorable	30
	Somewhat favorable	14
	Neutral	6
	Somewhat unfavorable	5
	Very unfavorable	44
	Never heard of them	1
	Total Favorable	43
	Total Unfavorable	49
	Net Favorable	-6
Mike Pence	Very favorable	33
	Somewhat favorable	8
	Neutral	4
	Somewhat unfavorable	6
	Very unfavorable	48
	Never heard of them	0
	Total Favorable	41
	Total Unfavorable	54
	Net Favorable	-13
People protesting for criminal justice reform	Very favorable	37
	Somewhat favorable	18
	Neutral	13
	Somewhat unfavorable	9
	Very unfavorable	22
	Never heard of them	1


Change Research - CNBC "State of Play" Poll National Likely Voters September 4-6, 2020		Total Likely Voters
	Total Favorable	55
	Total Unfavorable	31
	Net Favorable	24
Armed militia groups patrolling protests	Very favorable	11
	Somewhat favorable	11
	Neutral	12
	Somewhat unfavorable	7
	Very unfavorable	57
	Never heard of them	1
	Total Favorable	22
	Total Unfavorable	64
	Net Favorable	-42
Black Lives Matter	Very favorable	32
	Somewhat favorable	15
	Neutral	9
	Somewhat unfavorable	6
	Very unfavorable	37
	Never heard of them	1
	Total Favorable	47
	Total Unfavorable	43
	Net Favorable	4
Your local police department	Very favorable	45
	Somewhat favorable	20
	Neutral	18
	Somewhat unfavorable	9
	Very unfavorable	7
	Never heard of them	0
	Total Favorable	65
	Total Unfavorable	16
	Net Favorable	50
In general, how would you rate the job that Donald Trump is doing as President?	Strongly approve	36
	Somewhat approve	9

Change Research - CNBC "State of Play" Poll National Likely Voters September 4-6, 2020		Total Likely Voters
	Somewhat disapprove	5
	Strongly disapprove	50
	Total approve	45
	Total disapprove	55
Which THREE of the following are the most important issues facing the country:	The economy, jobs and cost of living	42
	Political corruption	37
	COVID-19	36
	Racism and discrimination	29
	Health care and drug costs	28
	Law and order	28
	Climate change and the environment	19
	Medicare and Social Security	17
	National security	15
	Immigration	14
	Education	9
	Guns	8
	Infrastructure	6
	The budget	6
	Taxes	6
How would you rate the current state of:		
	The U.S. economy	
	Excellent	6
	Good	34
	Not so good	34
	Poor	26
	Total Excellent/Good	40
	Total Not so good/Poor	60
	Your personal finances	
	Excellent	13
	Good	53
	Not so good	23
	Poor	11
	Total Excellent/Good	66
	Total Not so good/Poor	34

Change Research - CNBC "State of Play" Poll National Likely Voters September 4-6, 2020		Total Likely Voters
The stock market	Excellent	17
	Good	51
	Not so good	24
	Poor	8
	Total Excellent/Good	67
	Total Not so good/Poor	33
Your savings	Excellent	12
	Good	44
	Not so good	28
	Poor	16
	Total Excellent/Good	56
	Total Not so good/Poor	44
The U.S. job market	Excellent	8
	Good	32
	Not so good	37
	Poor	23
	Total Excellent/Good	40
	Total Not so good/Poor	60
Your own job security	Excellent	30
	Good	42
	Not so good	13
	Poor	14
	Total Excellent/Good	73
	Total Not so good/Poor	27
Looking ahead to the next year, how do you feel about each of the following:		
The U.S. economy	Very confident and optimistic	22
	Somewhat confident and optimistic	25
	Somewhat worried and uncertain	28
	Very worried and uncertain	26
	Total Confident/Optimistic	47

Change Research - CNBC "State of Play" Poll National Likely Voters September 4-6, 2020		Total Likely Voters
	Total Worried/Uncertain	53
Your personal finances	Very confident and optimistic	19
	Somewhat confident and optimistic	40
	Somewhat worried and uncertain	24
	Very worried and uncertain	16
	Total Confident/Optimistic	60
	Total Worried/Uncertain	40
Your wages rising	Very confident and optimistic	14
	Somewhat confident and optimistic	32
	Somewhat worried and uncertain	31
	Very worried and uncertain	23
	Total Confident/Optimistic	47
	Total Worried/Uncertain	53
Your health care costs	Very confident and optimistic	12
	Somewhat confident and optimistic	31
	Somewhat worried and uncertain	31
	Very worried and uncertain	27
	Total Confident/Optimistic	43
	Total Worried/Uncertain	57
Your own job security	Very confident and optimistic	34
	Somewhat confident and optimistic	34
	Somewhat worried and uncertain	19
	Very worried and uncertain	13
	Total Confident/Optimistic	68
	Total Worried/Uncertain	32
The unemployment rate	Very confident and optimistic	20


Change Research - CNBC "State of Play" Poll National Likely Voters September 4-6, 2020		Total Likely Voters
	Somewhat confident and optimistic	25
	Somewhat worried and uncertain	28
	Very worried and uncertain	28
	Total Confident/Optimistic	45
	Total Worried/Uncertain	55
Do you approve or disapprove of the job Donald Trump is doing handling each of the following issues:		
The coronavirus	Strongly approve	29
	Somewhat approve	14
	Somewhat disapprove	3
	Strongly disapprove	54
	Total approve	43
	Total disapprove	57
The economy	Strongly approve	39
	Somewhat approve	10
	Somewhat disapprove	10
	Strongly disapprove	41
	Total approve	49
	Total disapprove	51
Helping your pocketbook	Strongly approve	32
	Somewhat approve	15
	Somewhat disapprove	11
	Strongly disapprove	42
	Total approve	47
	Total disapprove	53
The stock market	Strongly approve	35
	Somewhat approve	19
	Somewhat disapprove	16
	Strongly disapprove	30
	Total approve	54
	Total disapprove	46


Change Research - CNBC "State of Play" Poll National Likely Voters September 4-6, 2020		Total Likely Voters
Improving race relations in America	Strongly approve	29
	Somewhat approve	14
	Somewhat disapprove	3
	Strongly disapprove	54
	Total approve	43
	Total disapprove	57
Protecting our elections from foreign interference	Strongly approve	33
	Somewhat approve	11
	Somewhat disapprove	3
	Strongly disapprove	52
	Total approve	45
	Total disapprove	55
Keeping communities safe	Strongly approve	32
	Somewhat approve	12
	Somewhat disapprove	5
	Strongly disapprove	51
	Total approve	44
	Total disapprove	56
Who do you think would do a better job handling each of the following: Donald Trump and Republicans - or - Joe Biden and Democrats?		
Handling the coronavirus	Trump and Republicans much more	36
	Trump and Republicans somewhat more	9
	Biden and Democrats somewhat more	9
	Biden and Democrats much more	46
	Trump & GOP more	45
	Biden & Dems more	55
Recovering from a recession	Trump and Republicans much more	44


Change Research - CNBC "State of Play" Poll National Likely Voters September 4-6, 2020		Total Likely Voters
	Trump and Republicans somewhat more	5
	Biden and Democrats somewhat more	12
	Biden and Democrats much more	39
	Trump & GOP more	49
	Biden & Dems more	51
Getting people back to work	Trump and Republicans much more	44
	Trump and Republicans somewhat more	6
	Biden and Democrats somewhat more	14
	Biden and Democrats much more	36
	Trump & GOP more	50
	Biden & Dems more	50
Ensuring schools reopen safely	Trump and Republicans much more	38
	Trump and Republicans somewhat more	8
	Biden and Democrats somewhat more	13
	Biden and Democrats much more	41
	Trump & GOP more	45
	Biden & Dems more	55
Police violence and discrimination	Trump and Republicans much more	38
	Trump and Republicans somewhat more	8
	Biden and Democrats somewhat more	16
	Biden and Democrats much more	39
	Trump & GOP more	45

Change Research - CNBC "State of Play" Poll National Likely Voters September 4-6, 2020		Total Likely Voters
	Biden & Dems more	55
Bringing our country together in times of national crisis	Trump and Republicans much more	35
	Trump and Republicans somewhat more	10
	Biden and Democrats somewhat more	12
	Biden and Democrats much more	43
	Trump & GOP more	45
	Biden & Dems more	55
Reducing tensions between protesters and counter-protesters	Trump and Republicans much more	32
	Trump and Republicans somewhat more	12
	Biden and Democrats somewhat more	15
	Biden and Democrats much more	41
	Trump & GOP more	44
	Biden & Dems more	56
Did you watch the Republican National Convention last week?	Yes, all of it	23
	Yes, part of it	39
	No	38
	Total Yes	62
(IF WATCHED RNC) In general, what was your reaction to Donald Trump's acceptance speech at the Republican National Convention?	Very positive	50
	Somewhat positive	8
	Somewhat negative	9
	Very negative	33
	Total positive	58
	Total negative	42
How well does each of the following attributes describe Donald Trump?		
Cares about people like me	Very well	37

Change Research - CNBC "State of Play" Poll National Likely Voters September 4-6, 2020		Total Likely Voters
	Somewhat well	8
	Not too well	3
	Not at all	52
	Total Well	45
	Total Not Well	55
A typical politician	Very well	8
	Somewhat well	13
	Not too well	21
	Not at all	58
	Total Well	22
	Total Not Well	78
Experienced	Very well	29
	Somewhat well	13
	Not too well	7
	Not at all	51
	Total Well	42
	Total Not Well	58
Has a plan for the economy	Very well	40
	Somewhat well	7
	Not too well	9
	Not at all	43
	Total Well	47
	Total Not Well	53
Will keep us safe	Very well	38
	Somewhat well	8
	Not too well	4
	Not at all	50
	Total Well	46
	Total Not Well	54
Can bring our country together	Very well	29
	Somewhat well	13

Change Research - CNBC "State of Play" Poll National Likely Voters September 4-6, 2020		Total Likely Voters
	Not too well	4
	Not at all	53
	Total Well	42
	Total Not Well	58
Keeps his promises	Very well	38
	Somewhat well	8
	Not too well	5
	Not at all	49
	Total Well	46
	Total Not Well	54
Tells the truth	Very well	27
	Somewhat well	16
	Not too well	4
	Not at all	53
	Total Well	43
	Total Not Well	57
Maintains a cool, level-head during a crisis	Very well	31
	Somewhat well	12
	Not too well	5
	Not at all	51
	Total Well	43
	Total Not Well	57
Is Donald Trump physically fit to be President?	Fit	51
	Unfit	49
Is Donald Trump mentally fit to be president?	Fit	45
	Unfit	55
Is Joe Biden physically fit to be President?	Fit	57
	Unfit	43
Is Joe Biden mentally fit to be president?	Fit	48
	Unfit	52

Change Research - CNBC "State of Play" Poll National Likely Voters September 4-6, 2020		Total Likely Voters
How serious are your concerns about the coronavirus disease?	Very serious concerns	43
	Somewhat serious concerns	25
	Minor concerns	21
	No concerns at all	11
	Total serious concerns	68
Thinking about the impact of the coronavirus, do you think:	Things are getting better	40
	Things are getting worse	40
	Not sure	20
Do you personally know anyone who has been diagnosed with the coronavirus, or not? Select all that apply.	Yes, me personally	4
	Yes, a family member	24
	Yes, a close friend	26
	Yes, a coworker	19
	Yes, a member of my local community	36
	None of the above	33
	Total Me/Know Someone	67
Have you or someone in your household lost wages or had your salary cut as a result of the coronavirus outbreak? Select all that apply.	Yes, me personally	23
	Yes, someone in my household	28
	No	55
	Me/Household Lost Wages-TOTAL	
Have you or someone in your household lost your job or been furloughed as a result of the coronavirus outbreak? Select all that apply.	Yes, me personally	17
	Yes, someone in my household	23
	No	64
	Me/Household Lost Job - TOTAL	36
[IF HOUSEHOLD WAGE LOSS] Are you or someone in your household currently experiencing lost wages or a salary cut as a result of the coronavirus outbreak? Select all that apply.	Yes, me personally	37
	Yes, someone in my household	42


Change Research - CNBC "State of Play" Poll National Likely Voters September 4-6, 2020		Total Likely Voters
	No	30
	Me/Household Lost Wages - CURRENT	29
	No Household Wage Loss - CURRENT	71
[IF HOUSEHOLD JOB LOSS] Are you or someone in your household currently experiencing a lost job or furlough as a result of the coronavirus outbreak? Select all that apply.	Yes, me personally	35
	Yes, someone in my household	43
	No	30
	Me/Household Lost Job - CURRENT	24
	No Household Job Loss - CURRENT	76
Is your state reopening too quickly, not quickly enough, or at the right pace?	Too quickly	30
	Not quickly enough	35
	At the right pace	35
Thinking about the impact of the coronavirus, are you currently experiencing any of the following? Select all that apply.	Increased prices for supplies at stores and online	69
	Low inventory at stores and online	67
	Spent money I was saving	39
	School closures	30
	Gone into debt	15
	Fewer hours at work	15
	Delayed plans for retirement	12
	Receiving unemployment benefits	11
	Unable to pay rent or a mortgage payment	6
	Quit a job or working fewer hours due to school closures	5
In your opinion, are the following activities safe at this stage of the coronavirus outbreak?		
	Letting students return to school Safe	40
	Unsafe	47


Change Research - CNBC "State of Play" Poll
 National Likely Voters
 September 4-6, 2020




Total Likely Voters


	Not sure	13
Children going to daycare	Safe	37
	Unsafe	43
	Not sure	21
Go to work at your workplace	Safe	56
	Unsafe	24
	Not sure	21
Go to a public beach	Safe	57
	Unsafe	27
	Not sure	16
Go to a hair or nail salon	Safe	55
	Unsafe	28
	Not sure	17
Go to a bar	Safe	30
	Unsafe	58
	Not sure	12
Dine-in at a restaurant	Safe	51
	Unsafe	35
	Not sure	14
Go shopping	Safe	69
	Unsafe	16
	Not sure	15
Use public transportation like a bus or train	Safe	31
	Unsafe	44
	Not sure	24
Take a flight	Safe	36
	Unsafe	46
	Not sure	18
Stay in a hotel	Safe	55
	Unsafe	26
	Not sure	19

Change Research - CNBC "State of Play" Poll National Likely Voters September 4-6, 2020		Total Likely Voters
Take a rideshare like Uber or Lyft	Safe	40
	Unsafe	36
	Not sure	24
Go to a movie theater	Safe	34
	Unsafe	49
	Not sure	17
Attend an indoor campaign rally	Safe	32
	Unsafe	57
	Not sure	11
[50% saw version A] In your opinion, is attending an outdoor campaign rally safe at this stage of the coronavirus outbreak?	Safe	43
	Unsafe	35
	Not sure	22
[50% saw version B] In your opinion, is attending an outdoor campaign rally where people are wearing masks safe at this stage of the coronavirus outbreak?	Safe	59
	Unsafe	20
	Not sure	21
[50% saw version A] In your opinion, is attending an outdoor protest safe at this stage of the coronavirus outbreak?	Safe	39
	Unsafe	39
	Not sure	22
[50% saw version B] In your opinion, is attending an outdoor protest where people are wearing masks safe at this stage of the coronavirus outbreak?	Safe	47
	Unsafe	30
	Not sure	23
Do you believe Donald Trump's reaction to the police shooting of Jacob Blake in Kenosha and the subsequent protests has been mostly helpful or harmful?	Harmful	53
	Helpful	23
	Makes no difference	24
Do you agree or disagree with each of the following statements:		

Change Research - CNBC "State of Play" Poll National Likely Voters September 4-6, 2020		Total Likely Voters
Donald Trump has done enough to help working Americans make it through the current economic downturn.	Agree strongly	29
	Agree somewhat	17
	Disagree somewhat	8
	Disagree strongly	47
	Total Agree	46
	Total Disagree	54
The stock market is an accurate reflection of the strength of the real economy.	Agree strongly	14
	Agree somewhat	31
	Disagree somewhat	23
	Disagree strongly	32
	Total Agree	44
	Total Disagree	56
We should invest more in education, mental health, and social services and spend less on policing.	Agree strongly	40
	Agree somewhat	18
	Disagree somewhat	17
	Disagree strongly	25
	Total Agree	58
	Total Disagree	42
At the end of the day, Donald Trump is responsible for the current violence in the country because he is the President.	Agree strongly	36
	Agree somewhat	15
	Disagree somewhat	5
	Disagree strongly	44
	Total Agree	51
	Total Disagree	49
Thinking about the election in November, are you more likely to:	Vote by mail	33
	Vote in person before Election Day	25
	Vote in person on Election Day	38
	Not sure	4

Change Research - CNBC "State of Play" Poll National Likely Voters September 4-6, 2020		Total Likely Voters
For statistical purposes, what is your annual household income?	Under \$20,000	8
	\$20,000 to \$34,999	13
	\$35,000 to \$49,999	13
	\$50,000 to \$74,999	19
	\$75,000 to \$99,999	15
	\$100,000 to \$124,999	11
	\$125,000 or more	11
	Prefer not to say	11
How often do you think about what is going on with the stock market indexes, like the Dow Jones or S&P 500?	Multiple times a day	6
	Once a day	12
	A couple times a week	18
	Once a week	13
	Once a month	10
	A couple times a year	6
	Once a year	1
	Almost never	32
In the November 2016 election, did you vote for:	Hillary Clinton, the Democrat	44
	Donald Trump, the Republican	40
	Did not vote	11
	Gary Johnson, the Libertarian	3
	Jill Stein, the Green Party	2
Were you able to vote in the 2018 election for U.S. Congress, or for some reason were you unable to vote?	Voted	86
	Did not vote	11
	Not registered/Ineligible/Too young	3
Would you describe yourself as:	Progressive	17
	Liberal	19
	Moderate	32
	Conservative	32
trump_job	Approve of Trump	45
	Disapprove of Trump	55
white_POC	POC	28
	White	72

Change Research - CNBC "State of Play" Poll National Likely Voters September 4-6, 2020		Total Likely Voters
region_4	Midwest	24
	Northeast	18
	South	36
	West	22
age_custom	18 to 29	13
	30 to 39	15
	40 to 49	16
	50 to 64	31
	65 or older	26
Gender	Male	46
	Female	54
Age Range	18 to 34	20
	35 to 49	23
	50 to 64	31
	65 or older	26
Ethnicity	American Indian or Alaska Native	0
	Asian / Pacific Islander	3
	Black or African American	12
	Hispanic or Latino/a	11
	Other	2
	White / Caucasian	72
Educational Attainment	High school diploma or less	28
	Some college, but no degree	19
	Associate's degree, or two-year college degree	8
	Bachelor's degree, or four-year college degree	28
	Graduate degree	16
7 Pt Party ID	Strong Democrat	27
	Weak Democrat	9
	Ind Democrats	12
	Independents	12
	Ind Republicans	12
	Weak Republican	5

Change Research - CNBC "State of Play" Poll National Likely Voters September 4-6, 2020		Total Likely Voters
	Strong Republican	24
Party ID	Democrat	36
	Republican	29
	Independent/Other	35
	Other (specified)	0
Allocated PID	Strong + Weak + Indep Dems	48
	Independents	12
	Strong + Weak + Indep Repubs	41