





Change Research - CNBC "State of Play" Poll National Likely Voters September 18-20, 2020		Total Likely Voters
Sample Size (Weighted)	MOE: ±2.59%	1430
Total Biden v. Trump Ballot:	Joe Biden, the Democrat	51
	Donald Trump, the Republican	42
	Jo Jorgensen, the Libertarian	4
	Howie Hawkins, the Green Party	1
	Not sure	3
	Would not vote	0
	Biden - Trump	9
How do you plan to vote this year?	Vote by mail	28
	Vote in person before Election Day	27
	Vote in person on Election Day	39
	Not sure	6
[IF BY MAIL] Many people have not yet requested a ballot. What about you?	I have not requested my ballot yet.	16
	I have requested my ballot.	84
[IF BY MAIL] How are you returning your ballot?	Sending it back in the mail	38
	Dropping it off at an official drop-box or the county election office	62
How favorable are your feelings about each of the following people, organizations and ideas?		
	Donald Trump	
	Very favorable	34
	Somewhat favorable	6
	Neutral	2
	Somewhat unfavorable	2
	Very unfavorable	54
	Never heard of them	1
	Total Favorable	40
	Total Unfavorable	57
	Net Favorable	-16
	Joe Biden	
	Very favorable	30
	Somewhat favorable	17


Change Research - CNBC "State of Play" Poll National Likely Voters September 18-20, 2020		Total Likely Voters
	Neutral	4
	Somewhat unfavorable	6
	Very unfavorable	42
	Never heard of them	0
	Total Favorable	48
	Total Unfavorable	48
	Net Favorable	-1
Pharmaceutical drug companies	Very favorable	2
	Somewhat favorable	7
	Neutral	19
	Somewhat unfavorable	32
	Very unfavorable	40
	Never heard of them	0
	Total Favorable	8
	Total Unfavorable	72
	Net Favorable	-64
Kamala Harris	Very favorable	32
	Somewhat favorable	14
	Neutral	5
	Somewhat unfavorable	5
	Very unfavorable	43
	Never heard of them	0
	Total Favorable	47
	Total Unfavorable	48
	Net Favorable	-1
Mike Pence	Very favorable	32
	Somewhat favorable	7
	Neutral	6
	Somewhat unfavorable	5
	Very unfavorable	50
	Never heard of them	1
	Total Favorable	39
	Total Unfavorable	55
	Net Favorable	-16

Change Research - CNBC "State of Play" Poll National Likely Voters September 18-20, 2020		Total Likely Voters
Bob Woodward	Very favorable	22
	Somewhat favorable	12
	Neutral	16
	Somewhat unfavorable	9
	Very unfavorable	21
	Never heard of them	20
	Total Favorable	34
	Total Unfavorable	29
	Net Favorable	5
In general, how would you rate the job that Donald Trump is doing as President?	Strongly approve	35
	Somewhat approve	8
	Somewhat disapprove	4
	Strongly disapprove	52
	Approve of Trump	43
	Disapprove of Trump	57
Which THREE of the following are the most important issues facing the country:	The economy, jobs and cost of living	36
	Political corruption	36
	COVID-19	35
	Climate change and the environment	28
	Law and order	28
	Racism and discrimination	27
	Health care and drug costs	27
	Medicare and Social Security	19
	Immigration	14
	National security	13
	Education	10
	Guns	7
	Taxes	7
	The budget	6
	Infrastructure	5
How would you rate the current state of:		
The U.S. economy	Excellent	5

Change Research - CNBC "State of Play" Poll National Likely Voters September 18-20, 2020		Total Likely Voters
	Good	35
	Not so good	36
	Poor	24
Your personal finances	Excellent	15
	Good	48
	Not so good	26
	Poor	10
The stock market	Excellent	15
	Good	54
	Not so good	23
	Poor	8
Your savings	Excellent	14
	Good	41
	Not so good	27
	Poor	18
The U.S. job market	Excellent	8
	Good	30
	Not so good	37
	Poor	25
Your own job security	Excellent	31
	Good	38
	Not so good	16
	Poor	15
Looking ahead to the next year, how do you feel about each of the following:		
The U.S. economy	Very confident and optimistic	24
	Somewhat confident and optimistic	23
	Somewhat worried and uncertain	27
	Very worried and uncertain	27
	Total confident/optimistic	46
	Total worried/uncertain	54
Your personal finances	Very confident and optimistic	19


Change Research - CNBC "State of Play" Poll National Likely Voters September 18-20, 2020		Total Likely Voters
	Somewhat confident and optimistic	40
	Somewhat worried and uncertain	27
	Very worried and uncertain	14
	Total confident/optimistic	59
	Total worried/uncertain	41
Your wages rising	Very confident and optimistic	14
	Somewhat confident and optimistic	33
	Somewhat worried and uncertain	32
	Very worried and uncertain	22
	Total confident/optimistic	47
	Total worried/uncertain	53
Your health care costs	Very confident and optimistic	13
	Somewhat confident and optimistic	30
	Somewhat worried and uncertain	30
	Very worried and uncertain	27
	Total confident/optimistic	43
	Total worried/uncertain	57
Your own job security	Very confident and optimistic	34
	Somewhat confident and optimistic	31
	Somewhat worried and uncertain	19
	Very worried and uncertain	15
	Total confident/optimistic	66
	Total worried/uncertain	34
The unemployment rate	Very confident and optimistic	20
	Somewhat confident and optimistic	24


Change Research - CNBC "State of Play" Poll National Likely Voters September 18-20, 2020		Total Likely Voters
	Somewhat worried and uncertain	26
	Very worried and uncertain	29
	Total confident/optimistic	45
	Total worried/uncertain	55
How important is the stock market performance to your financial well-being?	Very important	15
	Somewhat important	29
	Not too important	25
	Not important at all	31
	Total Important	44
Supreme Court Justice Ruth Bader Ginsburg passed away on Friday evening, leaving a vacancy on the Supreme Court. When former Justice Antonin Scalia passed away in February of 2016, the Republican-controlled Senate did not allow a vote on President Obama's nominee, Merrick Garland, saying that it would be inappropriate for President Obama to appoint a new Justice in an election year and the next President should make that decision. Should Donald Trump be able to fill this vacant Supreme Court seat even if he loses the election in November?	Yes, Trump should be able to fill this seat even if he loses the election in November.	37
	No, Trump should not be able to fill this seat if he loses the election in November.	57
	Not sure	7
How important is the ability to appoint the next Supreme Court Justice to your vote for President?	The single most important factor	10
	A very important factor	58
	A somewhat important factor	19
	Not a very important factor	5
	Not an important factor at all	8
	Total important	87
	Total Not Important	13
Do you approve or disapprove of the job Donald Trump is doing handling each of the following issues:		
The coronavirus	Strongly approve	29
	Somewhat approve	14
	Somewhat disapprove	3
	Strongly disapprove	54


Change Research - CNBC "State of Play" Poll National Likely Voters September 18-20, 2020		Total Likely Voters
	Total approve	42
	Total disapprove	58
The economy	Strongly approve	38
	Somewhat approve	9
	Somewhat disapprove	10
	Strongly disapprove	43
	Total approve	47
	Total disapprove	53
Helping your pocketbook	Strongly approve	31
	Somewhat approve	15
	Somewhat disapprove	10
	Strongly disapprove	45
	Total approve	46
	Total disapprove	54
The stock market	Strongly approve	33
	Somewhat approve	17
	Somewhat disapprove	16
	Strongly disapprove	33
	Total approve	50
	Total disapprove	50
Keeping communities safe	Strongly approve	30
	Somewhat approve	12
	Somewhat disapprove	6
	Strongly disapprove	53
	Total approve	42
	Total disapprove	58
Who do you think would do a better job handling each of the following: Donald Trump and Republicans - or - Joe Biden and Democrats?		
Handling the coronavirus	Trump and Republicans much more	34
	Trump and Republicans somewhat more	9

Change Research - CNBC "State of Play" Poll National Likely Voters September 18-20, 2020		Total Likely Voters
	Biden and Democrats somewhat more	8
	Biden and Democrats much more	49
	Trump & GOP More	43
	Biden & Dems More	57
Recovering from a recession	Trump and Republicans much more	42
	Trump and Republicans somewhat more	3
	Biden and Democrats somewhat more	14
	Biden and Democrats much more	41
	Trump & GOP More	45
	Biden & Dems More	55
Getting people back to work	Trump and Republicans much more	42
	Trump and Republicans somewhat more	5
	Biden and Democrats somewhat more	16
	Biden and Democrats much more	37
	Trump & GOP More	47
	Biden & Dems More	53
Relying on facts and science to make decisions	Trump and Republicans much more	30
	Trump and Republicans somewhat more	12
	Biden and Democrats somewhat more	8
	Biden and Democrats much more	50
	Trump & GOP More	42
	Biden & Dems More	58

Change Research - CNBC "State of Play" Poll National Likely Voters September 18-20, 2020		Total Likely Voters	
Respecting the military	Trump and Republicans much more	42	
	Trump and Republicans somewhat more	4	
	Biden and Democrats somewhat more	10	
	Biden and Democrats much more	43	
		Trump & GOP More	47
		Biden & Dems More	53
Climate change	Trump and Republicans much more	23	
	Trump and Republicans somewhat more	16	
	Biden and Democrats somewhat more	13	
	Biden and Democrats much more	48	
		Trump & GOP More	39
		Biden & Dems More	61
Ending violent protests	Trump and Republicans much more	40	
	Trump and Republicans somewhat more	5	
	Biden and Democrats somewhat more	16	
	Biden and Democrats much more	39	
		Trump & GOP More	45
		Biden & Dems More	55
Making healthcare more affordable	Trump and Republicans much more	32	
	Trump and Republicans somewhat more	11	
	Biden and Democrats somewhat more	12	
	Biden and Democrats much more	44	

Change Research - CNBC "State of Play" Poll National Likely Voters September 18-20, 2020		Total Likely Voters
	Trump & GOP More	43
	Biden & Dems More	57
Nominating the next Supreme Court Justice	Trump and Republicans much more	40
	Trump and Republicans somewhat more	5
	Biden and Democrats somewhat more	8
	Biden and Democrats much more	46
	Trump & GOP More	46
	Biden & Dems More	54
Which of the following statements comes closer to your point of view:	The economy is struggling and we need more financial relief from Washington.	67
	The economy is recovering and we do not need any more financial relief from Washington.	33
How serious are your concerns about the coronavirus disease?	Very serious concerns	47
	Somewhat serious concerns	22
	Minor concerns	19
	No concerns at all	12
	Total serious concerns	69
Thinking about the impact of coronavirus on you and your family, are you more concerned about the impact on your family's health and safety or the impact on your family's financial situation?	My family's health and safety much more	45
	My family's health and safety somewhat more	23
	My family's financial situation somewhat more	18
	My family's financial situation much more	13
	Health & Safety More	68
	Finances More	32

Change Research - CNBC "State of Play" Poll National Likely Voters September 18-20, 2020		Total Likely Voters
Thinking about the impact of the coronavirus, do you think:	Things are getting better	42
	Things are getting worse	40
	Not sure	18
Do you personally know anyone who has been diagnosed with the coronavirus, or not? Select all that apply.	Yes, me personally	5
	Yes, a family member	22
	Yes, a close friend	28
	Yes, a coworker	18
	Yes, a member of my local community	34
	None of the above	30
	Total Me/Know Someone	70
Have you or someone in your household lost wages or had your salary cut as a result of the coronavirus outbreak? Select all that apply.	Yes, me personally	24
	Yes, someone in my household	31
	No	52
[IF YES HOUSEHOLD LOST WAGES] Are you or someone in your household currently experiencing lost wages or a salary cut as a result of the coronavirus outbreak? Select all that apply.	Yes, me personally	38
	Yes, someone in my household	42
	No	28
% of Total	Me/Household Lost Wages - CURRENT	33
	No Household Wage Loss - CURRENT	67
Have you or someone in your household lost your job or been furloughed as a result of the coronavirus outbreak? Select all that apply.	Yes, me personally	15
	Yes, someone in my household	24
	No	65
[IF YES HOUSEHOLD LOST JOB] Are you or someone in your household currently experiencing a lost job or furlough as a result of the coronavirus outbreak? Select all that apply.	Yes, me personally	31
	Yes, someone in my household	43
	No	31

Change Research - CNBC "State of Play" Poll National Likely Voters September 18-20, 2020		Total Likely Voters
% of Total	Me/Household Lost Job - CURRENT	23
	No Household Job Loss - CURRENT	77
Is your state reopening too quickly, not quickly enough, or at the right pace?	Too quickly	31
	Not quickly enough	34
	At the right pace	35
What steps are you currently taking in response to the coronavirus? Select all that apply.	Taking precautions like handwashing	85
	Wearing a face mask in public	84
	Engaging in "social distancing"	77
	Avoiding crowds	76
	Not going to restaurants and bars	55
	Purchasing medical supplies (medicine, sanitizer, masks)	53
	Sheltering at home	46
	Working from home	25
Thinking about the impact of the coronavirus, are you currently experiencing any of the following? Select all that apply.	Increased prices for supplies at stores and online	70
	Low inventory at stores and online	68
	Spent money I was saving	40
	School closures	28
	Fewer hours at work	16
	Gone into debt	14
	Receiving unemployment benefits	9
	Unable to pay rent or a mortgage payment	7
	Quit a job or working fewer hours due to school closures	6
In your opinion, are the following activities safe at this stage of the coronavirus outbreak?		
Letting students return to school	Safe	37
	Unsafe	49
	Not sure	14


Change Research - CNBC "State of Play" Poll
 National Likely Voters
 September 18-20, 2020



**Total Likely
 Voters**


Children going to daycare	Safe	34
	Unsafe	47
	Not sure	19
Go to work at your workplace	Safe	53
	Unsafe	28
	Not sure	19
Go to a public beach	Safe	57
	Unsafe	27
	Not sure	15
Go to a hair or nail salon	Safe	53
	Unsafe	31
	Not sure	16
Go to a bar	Safe	27
	Unsafe	62
	Not sure	11
Dine-in at a restaurant	Safe	44
	Unsafe	43
	Not sure	13
Go shopping	Safe	63
	Unsafe	23
	Not sure	14
Use public transportation like a bus or train	Safe	30
	Unsafe	50
	Not sure	20
Take a flight	Safe	31
	Unsafe	52
	Not sure	17
Stay in a hotel	Safe	51
	Unsafe	30
	Not sure	19
Take a rideshare like Uber or Lyft	Safe	35

Change Research - CNBC "State of Play" Poll National Likely Voters September 18-20, 2020		Total Likely Voters
	Unsafe	38
	Not sure	26
Go to a movie theater	Safe	31
	Unsafe	56
	Not sure	13
Attend an indoor campaign rally	Safe	31
	Unsafe	61
	Not sure	9
Attend an outdoor sporting event	Safe	46
	Unsafe	36
	Not sure	18
When do you expect your daily life will return to a sense of normalcy?	It already has returned to normal	13
	Within 1-2 months	10
	Within 6 months	15
	6 months to a year from now	29
	More than a year from now	33
How likely are you to get a vaccine for COVID-19 when one becomes available?	Definitely	23
	Probably	19
	Maybe	22
	Probably not	15
	Definitely not	22
	Total Yes	42
	Total No	36
How concerned are you that President Trump is pushing to release a COVID-19 vaccine too quickly in order to help his re-election chances?	Very concerned	52
	Somewhat concerned	9
	Not too concerned	12
	Not concerned at all	28
	Total Concerned	61
Due to the coronavirus, many states are expanding access to mail-in-ballots for the upcoming election. How confident are you that:		

Change Research - CNBC "State of Play" Poll National Likely Voters September 18-20, 2020		Total Likely Voters
Your ballot will be secure and your vote will be counted if you vote by mail.	Very confident	26
	Somewhat confident	19
	Not too confident	16
	Not confident at all	38
	Total confident	46
	Total not confident	54
It will be safe for everyone who wants to vote to vote in-person on Election Day.	Very confident	45
	Somewhat confident	21
	Not too confident	21
	Not confident at all	12
	Total confident	67
	Total not confident	33
When do you believe we will know who won the election for president?	Will know on Election Night	27
	Will know within a few days	22
	Will know within a week	18
	Will take more than a week	27
	Will never know	6
Do you agree or disagree with the following statement: We must count every ballot, even if it takes longer to determine the outcome of the election.	Strongly agree	62
	Somewhat agree	14
	Somewhat disagree	9
	Strongly disagree	14
	Total agree	77
	Total disagree	23
Regardless of how you plan to vote, who do you believe will win the election for president?	Donald Trump	50
	Joe Biden	50
Who do you believe will win more of the votes cast by mail?	Donald Trump	20
	Joe Biden	80
Who do you believe will win more of the votes cast in-person?	Donald Trump	56
	Joe Biden	44

Change Research - CNBC "State of Play" Poll National Likely Voters September 18-20, 2020		Total Likely Voters
For statistical purposes, what is your annual household income?	Under \$20,000	9
	\$20,000 to \$34,999	12
	\$35,000 to \$49,999	13
	\$50,000 to \$74,999	20
	\$75,000 to \$99,999	14
	\$100,000 to \$124,999	9
	\$125,000 or more	13
	Prefer not to say	11
How often do you think about what is going on with the stock market indexes, like the Dow Jones or S&P 500?	Multiple times a day	7
	Once a day	11
	A couple times a week	15
	Once a week	11
	Once a month	12
	A couple times a year	6
	Once a year	2
	Almost never	37
Would you describe yourself as:	Progressive	20
	Liberal	19
	Moderate	29
	Conservative	31
Region	Midwest	23
	Northeast	18
	South	36
	West	22
Gender	Male	46
	Female	54
Age Range	18 to 34	20
	35 to 49	23
	50 to 64	29
	65 or older	28
	18 to 29	14
	30 to 39	15
	40 to 49	16

Change Research - CNBC "State of Play" Poll National Likely Voters September 18-20, 2020		Total Likely Voters
	50 to 64	30
	65 or older	25
Ethnicity	White / Caucasian	72
	Black or African American	12
	Hispanic or Latino/a	11
	Asian / Pacific Islander	3
	American Indian or Alaska Native	0
	Other	2
	POC	28
Educational Attainment	High school diploma or less	29
	Some college, but no degree	19
	Associate's degree, or two-year college degree	8
	Bachelor's degree, or four-year college degree	28
	Graduate degree	16
7 Pt Party ID	Strong Democrat	31
	Weak Democrat	7
	Ind Democrats	11
	Independents	11
	Ind Republicans	9
	Weak Republican	5
	Strong Republican	26
Party ID	Democrat	38
	Independent/Other	32
	Republican	30
Allocated PID	Strong + Weak + Indep Dems	49
	Independents	11
	Strong + Weak + Indep Repubs	40
Do you plan to vote in the November election for President and other state and local offices?	Yes, definitely	98
	Yes, probably	1
	Maybe (50-50)	1
	No, probably not	0

Change Research - CNBC "State of Play" Poll National Likely Voters September 18-20, 2020		Total Likely Voters
	No, definitely not	0
In the November 2016 election, did you vote for:	Hillary Clinton, the Democrat	44
	Donald Trump, the Republican	40
	Gary Johnson, the Libertarian	3
	Jill Stein, the Green Party	2
	Did not vote	11
Were you able to vote in the 2018 election for U.S. Congress, or for some reason were you unable to vote?	Voted	86
	Did not vote	11
	Not registered/Ineligible/Too young	3