


Change Research - CNBC "State of Play" Poll Battleground Likely Voters September 18-20, 2020		Total Likely Voters
Sample Size (Weighted)		3018
Combined Presidential Ballot	Joe Biden, the Democrat	49
	Donald Trump, the Republican	45
	Jo Jorgensen, the Libertarian	2
	Howie Hawkins, the Green Party	0
	Not sure	3
	Would not vote	1
	Biden - Trump	4
[AZ] Total including leaners:	Mark Kelly, the Democrat	51
	Martha McSally, the Republican	43
	Not sure	5
	Would not vote	1
	Kelly - McSally	8
[MI] Total including leaners:	Gary Peters, the Democrat	50
	John James, the Republican	44
	Not sure	3
	Would not vote	2
	Peters - James	6
[NC] Total including leaners:	Cal Cunningham, the Democrat	48
	Thom Tillis, the Republican	43
	Don't recall	0
	Not sure	7
	Would not vote	2
	Cunningham - Tillis	5
Do you plan to vote in the November election for President and other state and local offices?	Yes, definitely	97
	Yes, probably	2
	Maybe (50-50)	0
	No, probably not	0
	No, definitely not	0
Do you plan to vote in the November election for President and other state and local offices?	Yes, I already voted	9


Change Research - CNBC "State of Play" Poll Battleground Likely Voters September 18-20, 2020		Total Likely Voters
	Yes, definitely	87
	Yes, probably	3
	Maybe (50-50)	1
	No, probably not	0
	No, definitely not	0
How do you plan to vote this year?	Vote by mail	32
	Vote in person before Election Day	22
	Vote in person on Election Day	39
	Not sure	6
[IF BY MAIL] Many people have not yet requested a ballot. What about you?	I have not requested my ballot yet.	8
	I have requested my ballot.	92
[IF BY MAIL] How are you returning your ballot?	Sending it back in the mail	40
	Dropping it off at an official drop-box or the county election office	60
How favorable are your feelings about each of the following people, organizations and ideas?		
	Donald Trump	
	Very favorable	38
	Somewhat favorable	7
	Neutral	2
	Somewhat unfavorable	2
	Very unfavorable	50
	Never heard of them	1
	Total Favorable	45
	Total Unfavorable	52
	Net Favorable	-7
	Joe Biden	
	Very favorable	32
	Somewhat favorable	14
	Neutral	4
	Somewhat unfavorable	5
	Very unfavorable	44
	Never heard of them	1
	Total Favorable	46
	Total Unfavorable	49


Change Research - CNBC "State of Play" Poll Battleground Likely Voters September 18-20, 2020		Total Likely Voters
	Net Favorable	-4
Pharmaceutical drug companies	Very favorable	1
	Somewhat favorable	9
	Neutral	24
	Somewhat unfavorable	30
	Very unfavorable	36
	Never heard of them	1
	Total Favorable	10
	Total Unfavorable	66
	Net Favorable	-56
Kamala Harris	Very favorable	33
	Somewhat favorable	11
	Neutral	5
	Somewhat unfavorable	4
	Very unfavorable	45
	Never heard of them	2
	Total Favorable	44
	Total Unfavorable	49
	Net Favorable	-4
Mike Pence	Very favorable	35
	Somewhat favorable	7
	Neutral	6
	Somewhat unfavorable	5
	Very unfavorable	46
	Never heard of them	1
	Total Favorable	42
	Total Unfavorable	50
	Net Favorable	-8
Bob Woodward	Very favorable	20
	Somewhat favorable	10
	Neutral	20
	Somewhat unfavorable	8
	Very unfavorable	18
	Never heard of them	24

Change Research - CNBC "State of Play" Poll Battleground Likely Voters September 18-20, 2020		Total Likely Voters
	Total Favorable	30
	Total Unfavorable	26
	Net Favorable	5
In general, how would you rate the job that Donald Trump is doing as President?	Strongly approve	39
	Somewhat approve	9
	Somewhat disapprove	3
	Strongly disapprove	49
	Total approve	48
	Total disapprove	52
Which THREE of the following are the most important issues facing the country:	The economy, jobs and cost of living	40
	COVID-19	35
	Political corruption	33
	Law and order	31
	Health care and drug costs	30
	Racism and discrimination	25
	Climate change and the environment	22
	Medicare and Social Security	19
	National security	14
	Immigration	12
	Education	12
	Guns	10
	Taxes	6
	The budget	6
	Infrastructure	5
How would you rate the current state of:		
The U.S. economy	Excellent	7
	Good	38
	Not so good	38
	Poor	17
	Total Excellent/Good	45
	Total Poor/Not so good	55
Your personal finances	Excellent	16


Change Research - CNBC "State of Play" Poll Battleground Likely Voters September 18-20, 2020		Total Likely Voters
	Good	55
	Not so good	21
	Poor	8
	Total Excellent/Good	70
	Total Poor/Not so good	30
The stock market	Excellent	15
	Good	58
	Not so good	22
	Poor	5
	Total Excellent/Good	73
	Total Poor/Not so good	27
Your savings	Excellent	15
	Good	47
	Not so good	27
	Poor	12
	Total Excellent/Good	61
	Total Poor/Not so good	39
The U.S. job market	Excellent	8
	Good	37
	Not so good	37
	Poor	18
	Total Excellent/Good	45
	Total Poor/Not so good	55
Your own job security	Excellent	31
	Good	44
	Not so good	15
	Poor	10
	Total Excellent/Good	75
	Total Poor/Not so good	25
Looking ahead to the next year, how do you feel about each of the following:		


Change Research - CNBC "State of Play" Poll Battleground Likely Voters September 18-20, 2020		Total Likely Voters
The U.S. economy	Very confident and optimistic	23
	Somewhat confident and optimistic	27
	Somewhat worried and uncertain	29
	Very worried and uncertain	21
	Total Confident/optimistic	50
	Total Worried/uncertain	50
Your personal finances	Very confident and optimistic	22
	Somewhat confident and optimistic	43
	Somewhat worried and uncertain	23
	Very worried and uncertain	12
	Total Confident/optimistic	65
	Total Worried/uncertain	35
Your wages rising	Very confident and optimistic	16
	Somewhat confident and optimistic	37
	Somewhat worried and uncertain	27
	Very worried and uncertain	20
	Total Confident/optimistic	53
	Total Worried/uncertain	47
Your health care costs	Very confident and optimistic	15
	Somewhat confident and optimistic	33
	Somewhat worried and uncertain	30
	Very worried and uncertain	23
	Total Confident/optimistic	47
	Total Worried/uncertain	53
Your own job security	Very confident and optimistic	36
	Somewhat confident and optimistic	36


Change Research - CNBC "State of Play" Poll Battleground Likely Voters September 18-20, 2020		Total Likely Voters
	Somewhat worried and uncertain	18
	Very worried and uncertain	11
	Total Confident/optimistic	72
	Total Worried/uncertain	28
The unemployment rate	Very confident and optimistic	20
	Somewhat confident and optimistic	28
	Somewhat worried and uncertain	30
	Very worried and uncertain	22
	Total Confident/optimistic	48
	Total Worried/uncertain	52
How important is the stock market performance to your financial well-being?	Very important	20
	Somewhat important	33
	Not too important	27
	Not important at all	21
	Total important	53
Supreme Court Justice Ruth Bader Ginsburg passed away on Friday evening, leaving a vacancy on the Supreme Court. When former Justice Antonin Scalia passed away in February of 2016, the Republican-controlled Senate did not allow a vote on President Obama's nominee, Merrick Garland, saying that it would be inappropriate for President Obama to appoint a new Justice in an election year and the next President should make that decision. Should Donald Trump be able to fill this vacant Supreme Court seat even if he loses the election in November?	Yes, Trump should be able to fill this seat even if he loses the election in November.	43
	No, Trump should not be able to fill this seat if he loses the election in November.	52
	Not sure.	5
How important is the ability to appoint the next Supreme Court Justice to your vote for President?	The single most important factor	10
	A very important factor	57
	A somewhat important factor	19
	Not a very important factor	8
	Not an important factor at all	6


Change Research - CNBC "State of Play" Poll Battleground Likely Voters September 18-20, 2020		Total Likely Voters
	Total Important	85
Do you approve or disapprove of the job Donald Trump is doing handling each of the following issues:		
The coronavirus	Strongly approve	31
	Somewhat approve	14
	Somewhat disapprove	4
	Strongly disapprove	51
	Total approve	45
	Total disapprove	55
The economy	Strongly approve	40
	Somewhat approve	12
	Somewhat disapprove	12
	Strongly disapprove	36
	Total approve	51
	Total disapprove	49
Helping your pocketbook	Strongly approve	33
	Somewhat approve	17
	Somewhat disapprove	11
	Strongly disapprove	39
	Total approve	50
	Total disapprove	50
The stock market	Strongly approve	36
	Somewhat approve	20
	Somewhat disapprove	17
	Strongly disapprove	27
	Total approve	56
	Total disapprove	44
Keeping communities safe	Strongly approve	33
	Somewhat approve	14
	Somewhat disapprove	5
	Strongly disapprove	48


Change Research - CNBC "State of Play" Poll Battleground Likely Voters September 18-20, 2020		Total Likely Voters
	Total approve	47
	Total disapprove	53
Who do you think would do a better job handling each of the following: Donald Trump and Republicans - or - Joe Biden and Democrats?		
Handling the coronavirus	Trump and Republicans much more	37
	Trump and Republicans somewhat more	10
	Biden and Democrats somewhat more	7
	Biden and Democrats much more	46
	Trump & GOP more	47
	Biden & Dems more	53
Recovering from a recession	Trump and Republicans much more	45
	Trump and Republicans somewhat more	5
	Biden and Democrats somewhat more	13
	Biden and Democrats much more	37
	Trump & GOP more	50
	Biden & Dems more	50
Getting people back to work	Trump and Republicans much more	45
	Trump and Republicans somewhat more	6
	Biden and Democrats somewhat more	14
	Biden and Democrats much more	36
	Trump & GOP more	51
	Biden & Dems more	49
Relying on facts and science to make decisions	Trump and Republicans much more	34


Change Research - CNBC "State of Play" Poll Battleground Likely Voters September 18-20, 2020		Total Likely Voters
	Trump and Republicans somewhat more	12
	Biden and Democrats somewhat more	7
	Biden and Democrats much more	47
	Trump & GOP more	46
	Biden & Dems more	54
Respecting the military	Trump and Republicans much more	45
	Trump and Republicans somewhat more	5
	Biden and Democrats somewhat more	8
	Biden and Democrats much more	41
	Trump & GOP more	51
	Biden & Dems more	49
Climate change	Trump and Republicans much more	26
	Trump and Republicans somewhat more	15
	Biden and Democrats somewhat more	12
	Biden and Democrats much more	46
	Trump & GOP more	42
	Biden & Dems more	58
Ending violent protests	Trump and Republicans much more	43
	Trump and Republicans somewhat more	5
	Biden and Democrats somewhat more	16
	Biden and Democrats much more	36
	Trump & GOP more	48

Change Research - CNBC "State of Play" Poll Battleground Likely Voters September 18-20, 2020		Total Likely Voters
	Biden & Dems more	52
Making healthcare more affordable	Trump and Republicans much more	35
	Trump and Republicans somewhat more	12
	Biden and Democrats somewhat more	12
	Biden and Democrats much more	42
	Trump & GOP more	47
	Biden & Dems more	53
Nominating the next Supreme Court Justice	Trump and Republicans much more	44
	Trump and Republicans somewhat more	6
	Biden and Democrats somewhat more	7
	Biden and Democrats much more	44
	Trump & GOP more	49
	Biden & Dems more	51
Which of the following statements comes closer to your point of view:	The economy is struggling and we need more financial relief from Washington.	62
	The economy is recovering and we do not need any more financial relief from Washington.	38
[IN AZ] Do you approve or disapprove of the job Governor Doug Ducey is doing handling the coronavirus?	Strongly approve	7
	Somewhat approve	22
	Somewhat disapprove	30
	Strongly disapprove	40
	Total approve	30
	Total disapprove	70

Change Research - CNBC "State of Play" Poll Battleground Likely Voters September 18-20, 2020		Total Likely Voters
[IN FL] Do you approve or disapprove of the job Governor Ron DeSantis is doing handling the coronavirus?	Strongly approve	33
	Somewhat approve	17
	Somewhat disapprove	12
	Strongly disapprove	38
	Total approve	50
	Total disapprove	50
[IN MI] Do you approve or disapprove of the job Governor Gretchen Whitmer is doing handling the coronavirus?	Strongly approve	47
	Somewhat approve	9
	Somewhat disapprove	3
	Strongly disapprove	41
	Total approve	56
	Total disapprove	44
[IN NC] Do you approve or disapprove of the job Governor Roy Cooper is doing handling the coronavirus?	Strongly approve	33
	Somewhat approve	16
	Somewhat disapprove	10
	Strongly disapprove	41
	Total approve	49
	Total disapprove	51
[IN PA] Do you approve or disapprove of the job Governor Tom Wolf is doing handling the coronavirus?	Strongly approve	35
	Somewhat approve	17
	Somewhat disapprove	6
	Strongly disapprove	42
	Total approve	52
	Total disapprove	48
[IN WI] Do you approve or disapprove of the job Governor Tony Evers is doing handling the coronavirus?	Strongly approve	27
	Somewhat approve	25
	Somewhat disapprove	10
	Strongly disapprove	37

Change Research - CNBC "State of Play" Poll Battleground Likely Voters September 18-20, 2020		Total Likely Voters
	Total approve	53
	Total disapprove	47
How serious are your concerns about the coronavirus disease?	Very serious concerns	44
	Somewhat serious concerns	21
	Minor concerns	24
	No concerns at all	12
	Total serious concerns	65
Thinking about the impact of coronavirus on you and your family, are you more concerned about the impact on your family's health and safety or the impact on your family's financial situation?	My family's health and safety much more	45
	My family's health and safety somewhat more	22
	My family's financial situation somewhat more	18
	My family's financial situation much more	15
	Health & Safety More	67
	Finances More	33
Thinking about the impact of the coronavirus, do you think:	Things are getting better	46
	Things are getting worse	34
	Not sure	19
Do you personally know anyone who has been diagnosed with the coronavirus, or not? Select all that apply.	Yes, me personally	5
	Yes, a family member	24
	Yes, a close friend	28
	Yes, a coworker	17
	Yes, a member of my local community	32
	None of the above	31
	Total Me/Know Someone	69
Have you or someone in your household lost wages or had your salary cut as a result of the coronavirus outbreak? Select all that apply.	Yes, me personally	25
	Yes, someone in my household	29
	No	53

Change Research - CNBC "State of Play" Poll Battleground Likely Voters September 18-20, 2020		Total Likely Voters
[IF HOUSEHOLD LOST WAGES] Are you or someone in your household currently experiencing lost wages or a salary cut as a result of the coronavirus outbreak? Select all that apply.	Yes, me personally	39
	Yes, someone in my household	39
	No	29
% of Total	Me/Household Lost Wages - CURRENT	30
	No Household Wage Loss - CURRENT	70
Have you or someone in your household lost your job or been furloughed as a result of the coronavirus outbreak? Select all that apply.	Yes, me personally	16
	Yes, someone in my household	21
	No	66
[IF HOUSEHOLD LOST JOB] Are you or someone in your household currently experiencing a lost job or furlough as a result of the coronavirus outbreak? Select all that apply.	Yes, me personally	32
	Yes, someone in my household	37
	No	36
% of Total	Me/Household Lost Job - CURRENT	20
	No Household Job Loss- CURRENT	80
Is {STATE} reopening too quickly, not quickly enough, or at the right pace?	Too quickly	32
	Not quickly enough	39
	At the right pace	28
What steps are you currently taking in response to the coronavirus? Select all that apply.	Taking precautions like handwashing	88
	Wearing a face mask in public	81
	Engaging in "social distancing"	75
	Avoiding crowds	71
	Purchasing medical supplies (medicine, sanitizer, masks)	52
	Not going to restaurants and bars	48
	Sheltering at home	38
	Working from home	23


Change Research - CNBC "State of Play" Poll Battleground Likely Voters September 18-20, 2020		Total Likely Voters
Thinking about the impact of the coronavirus, are you currently experiencing any of the following? Select all that apply.	Low inventory at stores and online	70
	Increased prices for supplies at stores and online	67
	Spent money I was saving	39
	School closures	22
	Fewer hours at work	17
	Gone into debt	14
	Receiving unemployment benefits	10
	Unable to pay rent or a mortgage payment	6
	Quit a job or working fewer hours due to school closures	4
	Delayed plans for retirement	0
In your opinion, are the following activities safe at this stage of the coronavirus outbreak?		
Letting students return to school	Safe	42
	Unsafe	45
	Not sure	13
Children going to daycare	Safe	40
	Unsafe	40
	Not sure	20
Go to work at your workplace	Safe	57
	Unsafe	23
	Not sure	20
Go to a public beach	Safe	62
	Unsafe	23
	Not sure	15
Go to a hair or nail salon	Safe	59
	Unsafe	24
	Not sure	16
Go to a bar	Safe	34
	Unsafe	54
	Not sure	11

Change Research - CNBC "State of Play" Poll
 Battleground Likely Voters
 September 18-20, 2020




Total Likely Voters


Dine-in at a restaurant	Safe	51
	Unsafe	37
	Not sure	12
Go shopping	Safe	69
	Unsafe	17
	Not sure	14
Use public transportation like a bus or train	Safe	33
	Unsafe	43
	Not sure	24
Take a flight	Safe	36
	Unsafe	43
	Not sure	21
Stay in a hotel	Safe	55
	Unsafe	22
	Not sure	23
Take a rideshare like Uber or Lyft	Safe	39
	Unsafe	36
	Not sure	25
Go to a movie theater	Safe	36
	Unsafe	49
	Not sure	15
Attend an indoor campaign rally	Safe	33
	Unsafe	56
	Not sure	11
Attend an outdoor sporting event	Safe	48
	Unsafe	33
	Not sure	19
When do you expect your daily life will return to a sense of normalcy?	It already has returned to normal	16
	Within 1-2 months	12
	Within 6 months	15
	6 months to a year from now	30

Change Research - CNBC "State of Play" Poll Battleground Likely Voters September 18-20, 2020		Total Likely Voters
	More than a year from now	28
How likely are you to get a vaccine for COVID-19 when one becomes available?	Definitely	19
	Probably	16
	Maybe	23
	Probably not	15
	Definitely not	26
	Total yes	36
	Total no	41
How concerned are you that President Trump is pushing to release a COVID-19 vaccine too quickly in order to help his re-election chances?	Very concerned	46
	Somewhat concerned	11
	Not too concerned	13
	Not concerned at all	30
	Total concerned	57
Due to the coronavirus, many states are expanding access to mail-in ballots for the upcoming election. How confident are you that:		
Your ballot will be secure and your vote will be counted if you vote by mail.	Very confident	26
	Somewhat confident	20
	Not too confident	16
	Not confident at all	38
	Total confident	46
	Total not confident	54
It will be safe for everyone who wants to vote to vote in-person on Election Day.	Very confident	48
	Somewhat confident	23
	Not too confident	20
	Not confident at all	9
	Total confident	71
	Total not confident	29
When do you believe we will know who won the election for president?	Will know on Election Night	28
	Will know within a few days	25
	Will know within a week	17

Change Research - CNBC "State of Play" Poll Battleground Likely Voters September 18-20, 2020		Total Likely Voters
	Will take more than a week	25
	Will never know	4
Do you agree or disagree with the following statement: We must count every ballot, even if it takes longer to determine the outcome of the election.	Strongly agree	58
	Somewhat agree	17
	Somewhat disagree	9
	Strongly disagree	16
	Total agree	75
	Total disagree	25
Regardless of how you plan to vote, who do you believe will win the election for president?	Donald Trump	52
	Joe Biden	48
Who do you believe will win more of the votes cast by mail?	Donald Trump	21
	Joe Biden	79
Who do you believe will win more of the votes cast in-person?	Donald Trump	62
	Joe Biden	38
For statistical purposes, what is your annual household income?	Under \$20,000	6
	\$20,000 to \$34,999	12
	\$35,000 to \$49,999	12
	\$50,000 to \$74,999	19
	\$75,000 to \$99,999	14
	\$100,000 to \$124,999	11
	\$125,000 or more	13
	Prefer not to say	13
How often do you think about what is going on with the stock market indexes, like the Dow Jones or S&P 500?	Multiple times a day	5
	Once a day	12
	A couple times a week	17
	Once a week	13
	Once a month	12
	A couple times a year	7
	Once a year	1
	Almost never	34

Change Research - CNBC "State of Play" Poll Battleground Likely Voters September 18-20, 2020		Total Likely Voters
Would you describe yourself as:	Progressive	15
	Liberal	19
	Moderate	30
	Conservative	36
	Approve of Trump	48
	Disapprove of Trump	52
state_type	Rust Belt states	46
	Sunbelt states	54
cdc_county_urbanicity	large central metro	26
	large fringe metro	19
	medium metro	26
	micropolitan metro	9
	noncore	5
	small metro	15
greatdata_zip_urbanicity	R	34
	S	40
	U	25
Gender	Male	46
	Female	54
Age Range	18 to 34	18
	35 to 49	21
	50 to 64	29
	65 or older	32
	18 to 29	12
	30 to 39	14
	40 to 49	15
	50 to 64	30
	65 or older	30
Ethnicity	American Indian or Alaska Native	0
	Asian / Pacific Islander	2
	Black or African American	12
	Hispanic or Latino/a	10

Change Research - CNBC "State of Play" Poll Battleground Likely Voters September 18-20, 2020		Total Likely Voters
	Other	2
	White / Caucasian	74
Educational Attainment	High school diploma or less	28
	Some college, but no degree	20
	Associate's degree, or two-year college degree	10
	Bachelor's degree, or four-year college degree	26
	Graduate degree	16
State	AZ	8
	FL	30
	MI	15
	NC	16
	PA	21
	WI	10
7 Pt Party ID	Strong Democrat	30
	Weak Democrat	6
	Ind Democrats	10
	Independents	10
	Ind Republicans	9
	Weak Republican	5
	Strong Republican	30
Party ID	Democrat	36
	Independent/Other	29
	Republican	35
Allocated PID	Strong + Weak + Indep Dems	46
	Independents	10
	Strong + Weak + Indep Repubs	44
In the November 2016 election, did you vote for:	Donald Trump, the Republican	44
	Hillary Clinton, the Democrat	43
	Gary Johnson, the Libertarian	3
	Jill Stein, the Green Party	1
	Did not vote	10
Were you able to vote in the 2018 election for U.S. Congress, or for some reason were you unable to vote?	Voted	84

Change Research - CNBC "State of Play" Poll Battleground Likely Voters September 18-20, 2020		Total Likely Voters
	Did not vote	12
	Not registered/Ineligible/Too young	3