



Change Research - CNBC "State of Play" Poll National Likely Voters August 7-9, 2020		Respondents
Sample Size (Weighted)	±2.12%	2143
Total Biden v. Trump Ballot:	Joe Biden, the Democrat	50
	Donald Trump, the Republican	44
	Jo Jorgensen, the Libertarian	3
	Howie Hawkins, the Green Party	1
	Not sure	2
	Would not vote	0
Do you plan to vote in the November election for President and other state and local offices?	Yes, definitely	98
	Yes, probably	1
	Maybe (50-50)	1
	No, probably not	0
	No, definitely not	0
How favorable are your feelings about each of the following people and organizations?		
	Donald Trump Very favorable	35
	Somewhat favorable	9
	Neutral	2
	Somewhat unfavorable	2
	Very unfavorable	52
	Never heard of them	1
	Total Favorable	44
	Total Unfavorable	54
	Net Favorable	-10
	Joe Biden Very favorable	27
	Somewhat favorable	18
	Neutral	5
	Somewhat unfavorable	7
	Very unfavorable	43
	Never heard of them	1
	Total Favorable	45
	Total Unfavorable	50
	Net Favorable	-5

Change Research - CNBC "State of Play" Poll National Likely Voters August 7-9, 2020		Respondents
Pharmaceutical drug companies	Very favorable	2
	Somewhat favorable	7
	Neutral	19
	Somewhat unfavorable	33
	Very unfavorable	39
	Never heard of them	0
	Total Favorable	9
	Total Unfavorable	72
	Net Favorable	-63
Your local police department	Very favorable	46
	Somewhat favorable	22
	Neutral	17
	Somewhat unfavorable	8
	Very unfavorable	6
	Never heard of them	0
	Total Favorable	68
	Total Unfavorable	14
	Net Favorable	54
Tik Tok	Very favorable	7
	Somewhat favorable	8
	Neutral	40
	Somewhat unfavorable	10
	Very unfavorable	29
	Never heard of them	6
	Total Favorable	16
	Total Unfavorable	39
	Net Favorable	-23
In general, how would you rate the job that Donald Trump is doing as President?	Strongly approve	36
	Somewhat approve	10
	Somewhat disapprove	3
	Strongly disapprove	51
	Total approve	46
Total disapprove	54	

Change Research - CNBC "State of Play" Poll National Likely Voters August 7-9, 2020		Respondents
Which THREE of the following are the most important issues facing the country:	The economy, jobs and cost of living	50
	COVID-19	43
	Health care and drug costs	35
	Racism and discrimination	27
	Immigration	22
	Climate change and the environment	20
	National security	20
	Medicare and Social Security	18
	Education	15
	Crime	15
	The budget	10
	Taxes	9
	Guns	9
	Infrastructure	8
Were you able to vote in the 2018 election for U.S. Congress, or for some reason were you unable to vote?	Voted	85
	Did not vote	11
	Not registered/Ineligible/Too young	4
How would you rate the current state of:		
The U.S. economy	Excellent	4
	Good	29
	Not so good	37
	Poor	30
	Excellent/Good	33
	Poor/Not so good	67
Your personal finances	Excellent	11
	Good	54
	Not so good	23
	Poor	11
	Excellent/Good	65
	Poor/Not so good	35
The stock market	Excellent	10

Change Research - CNBC "State of Play" Poll
 National Likely Voters
 August 7-9, 2020



Respondents


	Good	51
	Not so good	30
	Poor	9
	Excellent/Good	61
	Poor/Not so good	39
Your savings	Excellent	11
	Good	42
	Not so good	28
	Poor	19
	Excellent/Good	53
	Poor/Not so good	47
The U.S. job market	Excellent	5
	Good	31
	Not so good	37
	Poor	28
	Excellent/Good	36
	Poor/Not so good	64
Your own job security	Excellent	26
	Good	45
	Not so good	15
	Poor	13
	Excellent/Good	72
	Poor/Not so good	28
Your health care costs	Excellent	6
	Good	36
	Not so good	33
	Poor	25
	Excellent/Good	42
	Poor/Not so good	58
The cost of living	Excellent	2
	Good	29


Change Research - CNBC "State of Play" Poll National Likely Voters August 7-9, 2020		Respondents
	Not so good	46
	Poor	24
	Excellent/Good	30
	Poor/Not so good	70
Looking ahead to the next year, how do you feel about each of the following:		
The U.S. economy	Very confident and optimistic	16
	Somewhat confident and optimistic	24
	Somewhat worried and uncertain	29
	Very worried and uncertain	30
	Total Confident/Optimistic	40
	Total Worried/Uncertain	60
Your personal finances	Very confident and optimistic	17
	Somewhat confident and optimistic	40
	Somewhat worried and uncertain	27
	Very worried and uncertain	16
	Total Confident/Optimistic	57
	Total Worried/Uncertain	43
Your wages rising	Very confident and optimistic	11
	Somewhat confident and optimistic	30
	Somewhat worried and uncertain	33
	Very worried and uncertain	25
	Total Confident/Optimistic	42
	Total Worried/Uncertain	58
Your health care costs	Very confident and optimistic	9
	Somewhat confident and optimistic	30
	Somewhat worried and uncertain	35


Change Research - CNBC "State of Play" Poll National Likely Voters August 7-9, 2020		Respondents
	Very worried and uncertain	26
	Total Confident/Optimistic	39
	Total Worried/Uncertain	61
Your own job security	Very confident and optimistic	29
	Somewhat confident and optimistic	36
	Somewhat worried and uncertain	21
	Very worried and uncertain	14
	Total Confident/Optimistic	65
	Total Worried/Uncertain	35
The unemployment rate	Very confident and optimistic	15
	Somewhat confident and optimistic	23
	Somewhat worried and uncertain	31
	Very worried and uncertain	31
	Total Confident/Optimistic	38
	Total Worried/Uncertain	62
Do you approve or disapprove of the job Donald Trump is doing handling each of the following issues:		
The coronavirus	Strongly approve	29
	Somewhat approve	14
	Somewhat disapprove	4
	Strongly disapprove	54
	Total approve	42
	Total disapprove	58
The economy	Strongly approve	36
	Somewhat approve	11
	Somewhat disapprove	9
	Strongly disapprove	45
	Total approve	47
	Total disapprove	53

Change Research - CNBC "State of Play" Poll National Likely Voters August 7-9, 2020		Respondents
Helping your pocketbook	Strongly approve	31
	Somewhat approve	16
	Somewhat disapprove	8
	Strongly disapprove	45
	Total approve	46
	Total disapprove	54
The stock market	Strongly approve	31
	Somewhat approve	20
	Somewhat disapprove	13
	Strongly disapprove	35
	Total approve	52
	Total disapprove	48
Who do you think would do a better job handling each of the following: Donald Trump and Republicans - or - Joe Biden and Democrats?		
Handling the coronavirus	Trump and Republicans much more	35
	Trump and Republicans somewhat more	9
	Biden and Democrats somewhat more	7
	Biden and Democrats much more	48
	Trump & Republicans more	45
	Biden & Democrats more	55
Recovering from the economic impact of coronavirus	Trump and Republicans much more	42
	Trump and Republicans somewhat more	5
	Biden and Democrats somewhat more	13
	Biden and Democrats much more	40
	Trump & Republicans more	47
	Biden & Democrats more	53

Change Research - CNBC "State of Play" Poll National Likely Voters August 7-9, 2020		Respondents
Getting people back to work	Trump and Republicans much more	43
	Trump and Republicans somewhat more	6
	Biden and Democrats somewhat more	16
	Biden and Democrats much more	36
Making healthcare more affordable	Trump and Republicans much more	34
	Trump and Republicans somewhat more	10
	Biden and Democrats somewhat more	12
	Biden and Democrats much more	44
Crime	Trump and Republicans much more	43
	Trump and Republicans somewhat more	5
	Biden and Democrats somewhat more	21
	Biden and Democrats much more	31
Keeping communities safe	Trump and Republicans much more	42
	Trump and Republicans somewhat more	6
	Biden and Democrats somewhat more	17
	Biden and Democrats much more	36


Change Research - CNBC "State of Play" Poll National Likely Voters August 7-9, 2020		Respondents
	Trump & Republicans more	48
	Biden & Democrats more	52
Dealing with China	Trump and Republicans much more	42
	Trump and Republicans somewhat more	5
	Biden and Democrats somewhat more	16
	Biden and Democrats much more	37
	Trump & Republicans more	47
	Biden & Democrats more	53
How would you rate the response of each of the following people and groups to the coronavirus?		
Anthony Fauci	Strongly approve	47
	Somewhat approve	18
	Somewhat disapprove	17
	Strongly disapprove	19
	Total approve	64
	Total disapprove	36
Schools in your area	Strongly approve	17
	Somewhat approve	42
	Somewhat disapprove	25
	Strongly disapprove	15
	Total approve	60
	Total disapprove	40
How serious are your concerns about the coronavirus disease?		
	Very serious concerns	48
	Somewhat serious concerns	23
	Minor concerns	21
	No concerns at all	8
	Total serious concerns	71
Thinking about the impact of the coronavirus, do you think:		
	Things are getting better	32


Change Research - CNBC "State of Play" Poll National Likely Voters August 7-9, 2020		Respondents
	Things are getting worse	53
	Not sure	15
Thinking about the impact of coronavirus on you and your family, are you more concerned about the impact on your family's health and safety or the impact on your family's financial situation?	My family's health and safety much more	44
	My family's health and safety somewhat more	24
	My family's financial situation somewhat more	17
	My family's financial situation much more	15
	Health & safety more	67
	Financial situation more	33
Do you personally know anyone who has been diagnosed with the coronavirus, or not? Select all that apply.	Yes, me personally	4
	Yes, a family member	20
	Yes, a close friend	23
	Yes, a coworker	17
	Yes, a member of my local community	30
	None of the above	33
	Me/Know Someone TOTAL	67
Have you or someone in your household lost wages or had your salary cut as a result of the coronavirus outbreak? Select all that apply.	Yes, me personally	24
	Yes, someone in my household	31
	No	51
Have you or someone in your household lost your job or been furloughed as a result of the coronavirus outbreak? Select all that apply.	Yes, me personally	16
	Yes, someone in my household	25
	No	61
Are you or someone in your household currently experiencing lost wages or a salary cut as a result of the coronavirus outbreak? Select all that apply.	Yes, me personally	38
	Yes, someone in my household	44
	No	28


Change Research - CNBC "State of Play" Poll National Likely Voters August 7-9, 2020		Respondents
Are you or someone in your household currently experiencing a lost job or furlough as a result of the coronavirus outbreak? Select all that apply.	Yes, me personally	30
	Yes, someone in my household	48
	No	29
Is your state reopening too quickly, not quickly enough, or at the right pace?	Too quickly	36
	Not quickly enough	34
	At the right pace	31
What steps are you currently taking in response to the coronavirus? Select all that apply.	Taking precautions like handwashing	87
	Wearing a face mask in public	86
	Engaging in "social distancing"	79
	Avoiding crowds	76
	Not going to restaurants and bars	59
	Purchasing medical supplies (medicine, sanitizer, masks)	51
	Sheltering at home	48
	Working from home	25
Thinking about the impact of the coronavirus, are you currently experiencing any of the following? Select all that apply.	Increased prices for supplies at stores and online	69
	Low inventory at stores and online	67
	Spent money I was saving	41
	Receiving a discount or rebate on your car insurance	35
	School closures	28
	Fewer hours at work	17
	Gone into debt	13
	Receiving unemployment benefits	9
	Unable to pay rent or a mortgage payment	6
	Quit a job or working fewer hours due to school closures	5


Change Research - CNBC "State of Play" Poll National Likely Voters August 7-9, 2020		Respondents
In your opinion, are the following activities safe at this stage of the coronavirus outbreak?		
Letting students return to school	Safe	36
	Unsafe	51
	Not sure	13
Children going to daycare	Safe	32
	Unsafe	49
	Not sure	20
Go to work at your workplace	Safe	50
	Unsafe	29
	Not sure	21
Go to a public beach	Safe	51
	Unsafe	32
	Not sure	16
Go to a hair or nail salon	Safe	49
	Unsafe	35
	Not sure	16
Go to a bar	Safe	24
	Unsafe	66
	Not sure	10
Dine-in at a restaurant	Safe	41
	Unsafe	48
	Not sure	11
Go shopping	Safe	58
	Unsafe	25
	Not sure	17
Use public transportation like a bus or train	Safe	23
	Unsafe	56
	Not sure	21
Take a flight	Safe	29
	Unsafe	55
	Not sure	16

Change Research - CNBC "State of Play" Poll National Likely Voters August 7-9, 2020		Respondents
Stay in a hotel	Safe Unsafe Not sure	45 32 23
Take a rideshare like Uber or Lyft	Safe Unsafe Not sure	31 43 26
Go to a movie theater	Safe Unsafe Not sure	25 62 13
Attend an indoor campaign rally	Safe Unsafe Not sure	27 63 11
How many children under the age of 18 do you have that live at home with you?	None 5 or more	71 13 10 4 2 0
[PARENTS ONLY] If schools in your area do not resume in-person education this year, how will that impact your household? Please select all that apply.	Will make it more difficult to do my job. Will require me to hire additional childcare. Will require me to quit a job. Will require me to work fewer hours. None of the above.	36 10 7 16 53
The extra \$600 a week in federal unemployment benefits expired last week before a new COVID-19 relief package was passed. Who do you blame most for the failure to pass a new relief package in time?	Donald Trump and Republicans in Congress Democrats in Congress Both equally Neither	44 38 15 3

Change Research - CNBC "State of Play" Poll National Likely Voters August 7-9, 2020		Respondents
Lawmakers are considering providing a \$400 federal unemployment benefit through the end of the year. Do you believe that is too much, not enough, or about the right amount?	Not enough	38
	About the right amount	28
	Too much	21
	Not sure	14
Thinking about the election in November, are you more likely to:	Vote by mail	36
	Vote in person before Election Day	21
	Vote in person on Election Day	38
	Not sure	4
Due to the coronavirus, many states are expanding access to mail-in-ballots for the upcoming election. How confident are you that: - Your ballot will be secure and your vote will be counted if you vote by mail.	Very confident	35
	Somewhat confident	17
	Not too confident	13
	Not confident at all	35
	Total confident	52
Due to the coronavirus, many states are expanding access to mail-in-ballots for the upcoming election. How confident are you that: - It will be safe for everyone who wants to vote to vote in-person on Election Day.	Very confident	43
	Somewhat confident	16
	Not too confident	22
	Not confident at all	20
	Total confident	59
For statistical purposes, what is your annual household income?	Under \$20,000	7
	\$20,000 to \$34,999	12
	\$35,000 to \$49,999	15
	\$50,000 to \$74,999	20
	\$75,000 to \$99,999	13
	\$100,000 to \$124,999	12
	\$125,000 or more	11
	Prefer not to say	9
How often do you think about what is going on with the stock market indexes, like the Dow Jones or S&P 500?	Multiple times a day	8
	Once a day	11

Change Research - CNBC "State of Play" Poll National Likely Voters August 7-9, 2020		Respondents
	A couple times a week	21
	Once a week	11
	Once a month	10
	A couple times a year	7
	Once a year	1
	Almost never	31
Would you describe yourself as:	Progressive	19
	Liberal	18
	Moderate	31
	Conservative	33
In the November 2016 election, did you vote for:	Hillary Clinton, the Democrat	44
	Donald Trump, the Republican	41
	Did not vote	11
	Gary Johnson, the Libertarian	3
	Jill Stein, the Green Party	2
trump_job	Approve of Trump	46
	Disapprove of Trump	54
lost_wages	Me/Household Lost Wages - TOTAL	45
	No Household Wage Loss - TOTAL	55
lost_job	Me/Household Lost Job - TOTAL	36
	No Household Job Loss - TOTAL	64
lost_wages_current	Me/Household Lost Wages - CURRENT	31
	No Household Wage Loss - CURRENT	69
lost_job_current	Me/Household Lost Job - CURRENT	24
	No Household Job Loss - CURRENT	76
white_POC	POC	27
	White	73

Change Research - CNBC "State of Play" Poll National Likely Voters August 7-9, 2020		Respondents
region_4	Midwest	23
	Northeast	19
	South	36
	West	22
cdc_county_urbanicity	large central metro	26
	large fringe metro	23
	medium metro	23
	micropolitan metro	10
	noncore	5
	small metro	12
greatdata_zip_urbanicity	R	30
	S	39
	U	31
age_custom	18 to 29	14
	30 to 39	15
	40 to 49	16
	50 to 64	30
	65 or older	25
Gender	Male	46
	Female	54
Age Range	18 to 34	20
	35 to 49	25
	50 to 64	30
	65 or older	25
Ethnicity	American Indian or Alaska Native	0
	Asian / Pacific Islander	3
	Black or African American	11
	Hispanic or Latino/a	11
	Other	2
	White / Caucasian	73
Educational Attainment	High school diploma or less	29
	Some college, but no degree	19

Change Research - CNBC "State of Play" Poll National Likely Voters August 7-9, 2020		Respondents
	Associate's degree, or two-year college degree	8
	Bachelor's degree, or four-year college degree	27
	Graduate degree	17
7 Pt Party ID	Strong Democrat	27
	Weak Democrat	8
	Ind Democrats	12
	Independents	11
	Ind Republicans	11
	Weak Republican	6
	Strong Republican	25
Party ID	Democrat	35
	Republican	31
	Independent/Other	34
	Other (specified)	0
Allocated PID	Strong + Weak + Indep Dems	47
	Independents	11
	Strong + Weak + Indep Repubs	42