



Change Research - CNBC "State of Play" Poll National Likely Voters August 21-23, 2020		Respondents
Sample Size (Weighted)	MOE: ±2.02%	2362
Total Biden v. Trump Ballot:	Joe Biden, the Democrat	51
	Donald Trump, the Republican	43
	Jo Jorgensen, the Libertarian	2
	Howie Hawkins, the Green Party	2
	Not sure	2
	Would not vote	0
How favorable are your feelings about each of the following people and organizations?		
Donald Trump	Very favorable	34
	Somewhat favorable	8
	Neutral	2
	Somewhat unfavorable	2
	Very unfavorable	53
	Never heard of them	1
	Total Favorable	42
	Total Unfavorable	55
	Net Favorable	-13
Joe Biden	Very favorable	31
	Somewhat favorable	15
	Neutral	6
	Somewhat unfavorable	6
	Very unfavorable	42
	Never heard of them	0
	Total Favorable	46
	Total Unfavorable	48
	Net Favorable	-3
Pharmaceutical drug companies	Very favorable	2
	Somewhat favorable	6
	Neutral	19
	Somewhat unfavorable	33
	Very unfavorable	39
	Never heard of them	0

Change Research - CNBC "State of Play" Poll
 National Likely Voters
 August 21-23, 2020



Respondents

	Total Favorable	8
	Total Unfavorable	72
	Net Favorable	-64
Kamala Harris	Very favorable	32
	Somewhat favorable	14
	Neutral	5
	Somewhat unfavorable	5
	Very unfavorable	42
	Never heard of them	2
	Total Favorable	46
	Total Unfavorable	48
	Net Favorable	-2
Mike Pence	Very favorable	29
	Somewhat favorable	9
	Neutral	7
	Somewhat unfavorable	5
	Very unfavorable	49
	Never heard of them	1
	Total Favorable	39
	Total Unfavorable	54
	Net Favorable	-15
The U.S. Postal Service	Very favorable	50
	Somewhat favorable	18
	Neutral	19
	Somewhat unfavorable	7
	Very unfavorable	5
	Never heard of them	0
	Total Favorable	69
	Total Unfavorable	12
	Net Favorable	57
Teachers	Very favorable	58
	Somewhat favorable	17
	Neutral	13
	Somewhat unfavorable	9


Change Research - CNBC "State of Play" Poll National Likely Voters August 21-23, 2020		Respondents
	Very unfavorable	3
	Never heard of them	0
	Total Favorable	75
	Total Unfavorable	12
	Net Favorable	63
	Teachers unions Very favorable	33
	Somewhat favorable	18
	Neutral	14
	Somewhat unfavorable	12
	Very unfavorable	22
	Never heard of them	1
	Total Favorable	51
	Total Unfavorable	34
	Net Favorable	17
In general, how would you rate the job that Donald Trump is doing as President?	Strongly approve	35
	Somewhat approve	9
	Somewhat disapprove	3
	Strongly disapprove	52
	Total approve	45
	Total disapprove	55
Which THREE of the following are the most important issues facing the country:	The economy, jobs and cost of living	51
	COVID-19	39
	Health care and drug costs	35
	Racism and discrimination	27
	Climate change and the environment	23
	Medicare and Social Security	21
	Immigration	20
	National security	19
	Crime	17
	Education	16
	Taxes	10
	Infrastructure	9


Change Research - CNBC "State of Play" Poll
 National Likely Voters
 August 21-23, 2020



Respondents

	Guns	8
	The budget	7
How would you rate the current state of:		
The U.S. economy	Excellent	6
	Good	30
	Not so good	37
	Poor	27
	Total Excellent/good	36
	Total Poor/not so good	64
Your personal finances	Excellent	14
	Good	51
	Not so good	24
	Poor	11
	Total Excellent/good	65
	Total Poor/not so good	35
The stock market	Excellent	17
	Good	51
	Not so good	24
	Poor	8
	Total Excellent/good	69
	Total Poor/not so good	31
Your savings	Excellent	12
	Good	41
	Not so good	28
	Poor	19
	Total Excellent/good	54
	Total Poor/not so good	46
The U.S. job market	Excellent	7
	Good	30
	Not so good	38
	Poor	25

Change Research - CNBC "State of Play" Poll National Likely Voters August 21-23, 2020		Respondents
	Total Excellent/good	37
	Total Poor/not so good	63
Your own job security	Excellent	28
	Good	42
	Not so good	16
	Poor	13
	Total Excellent/good	71
	Total Poor/not so good	29
Looking ahead to the next year, how do you feel about each of the following:		
The U.S. economy	Very confident and optimistic	18
	Somewhat confident and optimistic	24
	Somewhat worried and uncertain	29
	Very worried and uncertain	28
	Total confident/optimistic	42
	Total worried/uncertain	58
Your personal finances	Very confident and optimistic	19
	Somewhat confident and optimistic	40
	Somewhat worried and uncertain	25
	Very worried and uncertain	16
	Total confident/optimistic	59
	Total worried/uncertain	41
Your wages rising	Very confident and optimistic	14
	Somewhat confident and optimistic	35
	Somewhat worried and uncertain	28
	Very worried and uncertain	24
	Total confident/optimistic	48
	Total worried/uncertain	52

Change Research - CNBC "State of Play" Poll National Likely Voters August 21-23, 2020		Respondents
Your health care costs	Very confident and optimistic	12
	Somewhat confident and optimistic	31
	Somewhat worried and uncertain	31
	Very worried and uncertain	26
	Total confident/optimistic	43
	Total worried/uncertain	57
Your own job security	Very confident and optimistic	32
	Somewhat confident and optimistic	36
	Somewhat worried and uncertain	20
	Very worried and uncertain	13
	Total confident/optimistic	68
	Total worried/uncertain	32
The unemployment rate	Very confident and optimistic	16
	Somewhat confident and optimistic	24
	Somewhat worried and uncertain	28
	Very worried and uncertain	32
	Total confident/optimistic	40
	Total worried/uncertain	60
Do you approve or disapprove of the job Donald Trump is doing handling each of the following issues:		
The coronavirus	Strongly approve	27
	Somewhat approve	15
	Somewhat disapprove	3
	Strongly disapprove	54
	Total approve	42
	Total disapprove	58
The economy	Strongly approve	37

Change Research - CNBC "State of Play" Poll
 National Likely Voters
 August 21-23, 2020



Respondents

	Somewhat approve	10
	Somewhat disapprove	9
	Strongly disapprove	44
	Total approve	47
	Total disapprove	53
Helping your pocketbook	Strongly approve	31
	Somewhat approve	16
	Somewhat disapprove	10
	Strongly disapprove	44
	Total approve	46
	Total disapprove	54
The stock market	Strongly approve	34
	Somewhat approve	18
	Somewhat disapprove	13
	Strongly disapprove	34
	Total approve	53
	Total disapprove	47
Ensuring schools reopen safely	Strongly approve	27
	Somewhat approve	16
	Somewhat disapprove	5
	Strongly disapprove	52
	Total approve	43
	Total disapprove	57
Who do you think would do a better job handling each of the following: Donald Trump and Republicans - or - Joe Biden and Democrats?		
Handling the coronavirus	Trump and Republicans much more	34
	Trump and Republicans somewhat more	10
	Biden and Democrats somewhat more	8
	Biden and Democrats much more	48

Change Research - CNBC "State of Play" Poll National Likely Voters August 21-23, 2020		Respondents
	Total Trump & GOP	44
	Total Biden & Dems	56
Recovering from the economic impact of coronavirus	Trump and Republicans much more	42
	Trump and Republicans somewhat more	6
	Biden and Democrats somewhat more	12
	Biden and Democrats much more	41
	Total Trump & GOP	47
	Total Biden & Dems	53
Getting people back to work	Trump and Republicans much more	42
	Trump and Republicans somewhat more	6
	Biden and Democrats somewhat more	14
	Biden and Democrats much more	38
	Total Trump & GOP	48
	Total Biden & Dems	52
Ensuring schools reopen safely	Trump and Republicans much more	34
	Trump and Republicans somewhat more	10
	Biden and Democrats somewhat more	11
	Biden and Democrats much more	45
	Total Trump & GOP	44
	Total Biden & Dems	56
Did you watch the Democratic National Convention this week?	Yes, all of it	23
	Yes, part of it	41
	No	36

Change Research - CNBC "State of Play" Poll
 National Likely Voters
 August 21-23, 2020



Respondents


	Total Yes	64
Do you plan to watch the Republican National Convention next week?	Yes, all of it	24
	Yes, part of it	37
	No	38
	Total Yes	62
How well does each of the following attributes describe Joe Biden?		
Cares about people like me	Very well	37
	Somewhat well	15
	Not too well	10
	Not at all	38
	Total Well	52
	Total not well	48
A typical politician	Very well	48
	Somewhat well	27
	Not too well	13
	Not at all	12
	Total Well	75
	Total not well	25
Experienced	Very well	51
	Somewhat well	16
	Not too well	13
	Not at all	20
	Total Well	67
	Total not well	33
Is too liberal	Very well	35
	Somewhat well	15
	Not too well	18
	Not at all	31
	Total Well	50
	Total not well	50


Change Research - CNBC "State of Play" Poll
 National Likely Voters
 August 21-23, 2020



Respondents

Has a plan for the economy	Very well	29
	Somewhat well	22
	Not too well	11
	Not at all	38
	Total Well	51
	Total not well	49
Will keep us safe	Very well	35
	Somewhat well	18
	Not too well	9
	Not at all	38
	Total Well	53
	Total not well	47
Can bring our country together	Very well	33
	Somewhat well	17
	Not too well	9
	Not at all	40
	Total Well	51
	Total not well	49
Can handle a crisis such as COVID-19	Very well	39
	Somewhat well	15
	Not too well	11
	Not at all	35
	Total Well	54
	Total not well	46
[IF WATCHED DNC] In general, what was your reaction to Joe Biden's acceptance speech?	Very positive	56
	Somewhat positive	14
	Somewhat negative	14
	Very negative	16
	Total positive	70
	Total negative	30

Change Research - CNBC "State of Play" Poll National Likely Voters August 21-23, 2020		Respondents
How serious are your concerns about the coronavirus disease?	Very serious concerns	49
	Somewhat serious concerns	21
	Minor concerns	20
	No concerns at all	9
	Total serious concerns	71
Thinking about the impact of the coronavirus, do you think:	Things are getting better	38
	Things are getting worse	45
	Not sure	17
Do you personally know anyone who has been diagnosed with the coronavirus, or not? Select all that apply.	Yes, me personally	4
	Yes, a family member	23
	Yes, a close friend	26
	Yes, a coworker	18
	Yes, a member of my local community	36
	None of the above	31
	Total Me/Know someone	69
Have you or someone in your household lost wages or had your salary cut as a result of the coronavirus outbreak? Select all that apply.	Yes, me personally	23
	Yes, someone in my household	31
	No	53
	Total Me/Household	47
[IF HOUSEHOLD WAGE LOSS] Are you or someone in your household currently experiencing lost wages or a salary cut as a result of the coronavirus outbreak? Select all that apply.	Yes, me personally	40
	Yes, someone in my household	48
	No	25
% of total	Me/Household Lost Wages - CURRENT	32
	No Household Wage Loss - CURRENT	68
Have you or someone in your household lost your job or been furloughed as a result of the coronavirus outbreak? Select all that apply.	Yes, me personally	16
	Yes, someone in my household	25


Change Research - CNBC "State of Play" Poll National Likely Voters August 21-23, 2020		Respondents
	No	64
	Total Me/Household	36
[IF HOUSEHOLD JOB LOSS] Are you or someone in your household currently experiencing a lost job or furlough as a result of the coronavirus outbreak? Select all that apply.	Yes, me personally	32
	Yes, someone in my household	47
	No	31
% of total	Me/Household Lost Job - CURRENT	23
	No Household Job Loss - CURRENT	77
Is your state reopening too quickly, not quickly enough, or at the right pace?	Too quickly	34
	Not quickly enough	32
	At the right pace	34
Thinking about the impact of the coronavirus, are you currently experiencing any of the following? Select all that apply.	Increased prices for supplies at stores and online	66
	Low inventory at stores and online	69
	Fewer hours at work	18
	School closures	33
	Gone into debt	15
	Spent money I was saving	43
	Unable to pay rent or a mortgage payment	7
	Receiving a discount or rebate on your car insurance	33
	Receiving unemployment benefits	10
In your opinion, are the following activities safe at this stage of the coronavirus outbreak?		
Letting students return to school	Safe	36
	Unsafe	52
	Not sure	12
Children going to daycare	Safe	33
	Unsafe	47

Change Research - CNBC "State of Play" Poll
 National Likely Voters
 August 21-23, 2020




Respondents


	Not sure	19
Go to work at your workplace	Safe	53
	Unsafe	26
	Not sure	20
Go to a public beach	Safe	55
	Unsafe	30
	Not sure	16
Go to a hair or nail salon	Safe	53
	Unsafe	32
	Not sure	15
Go to a bar	Safe	27
	Unsafe	63
	Not sure	10
Dine-in at a restaurant	Safe	45
	Unsafe	42
	Not sure	13
Go shopping	Safe	64
	Unsafe	23
	Not sure	14
Use public transportation like a bus or train	Safe	28
	Unsafe	52
	Not sure	20
Take a flight	Safe	29
	Unsafe	51
	Not sure	20
Stay in a hotel	Safe	51
	Unsafe	29
	Not sure	20
Take a rideshare like Uber or Lyft	Safe	36
	Unsafe	37
	Not sure	27

Change Research - CNBC "State of Play" Poll National Likely Voters August 21-23, 2020		Respondents
Go to a movie theater	Safe Unsafe Not sure	31 57 13
Attend an indoor campaign rally	Safe Unsafe Not sure	28 62 10
Please select all that apply:	I have children enrolled in daycare or pre-school	4
	I have children enrolled in K-12 school	20
	I have children enrolled in a college, university, or technical school	10
	I am currently enrolled in a college, university, or technical school	6
	None of the above	67
[IF K-12 PARENT] How are your children returning to school this year?	Full-time in-person instruction	21
	A mix of in-person instruction and virtual learning	31
	Full-time virtual learning	48
[IF K-12 PARENT] How do you believe your child's school should reopen at this stage of the coronavirus?	Full-time in-person instruction	41
	A mix of in-person instruction and virtual learning	21
	Full-time virtual learning	38
[IF K-12 PARENT] Thinking about returning to school, which of the following apply to you? Select all that apply.	I rely on my child's school to provide meals.	12
	I lack a reliable internet connection for virtual learning.	11
	I will need to quit a job or work fewer hours if schools don't reopen this year.	33
	My child's school gave parents a choice about how to return to school.	73

Change Research - CNBC "State of Play" Poll National Likely Voters August 21-23, 2020		Respondents
Do you agree or disagree with each of these statements about schools re-opening?		
The benefits of children socializing outweigh the risk of COVID-19.	Agree	41
	Disagree	59
Children are highly unlikely to contract COVID-19.	Agree	29
	Disagree	71
Children do not spread COVID-19.	Agree	17
	Disagree	83
Full-time in person education will not be safe for our community until there is a COVID-19 vaccine.	Agree	53
	Disagree	47
Full-time in person education will not be safe for our community until we have rapid COVID-19 testing.	Agree	59
	Disagree	41
Teachers unions resisting returning to in-person education in some districts are mostly being reasonable and trying to protect their teachers and students.	Agree	61
	Disagree	39
Schools that reopen should require children and teachers to wear masks.	Agree	75
	Disagree	25
Colleges and universities should not charge students full price for virtual classes.	Agree	84
	Disagree	16
[IF VIRTUAL FULL OR PART TIME] Which if any of these actions is your family taking in response to your choice or your school's choice to educate virtually? Select all that apply.	Assembling a learning "pod" with a few other families.	12
	Hiring a private tutor.	9
	Hiring additional childcare to supervise.	9
	Asking friends or family to help supervise.	36
	Quitting a job or working fewer hours to supervise.	32
	Buying additional technological devices.	48

Change Research - CNBC "State of Play" Poll National Likely Voters August 21-23, 2020		Respondents
	Looking to enroll my child in a school that is conducting in-person classes instead.	14
Thinking about the election in November, are you more likely to:	Vote by mail	33
	Vote in person before Election Day	24
	Vote in person on Election Day	38
	Not sure	5
For statistical purposes, what is your annual household income?	Under \$20,000	9
	\$20,000 to \$34,999	12
	\$35,000 to \$49,999	14
	\$50,000 to \$74,999	20
	\$75,000 to \$99,999	14
	\$100,000 to \$124,999	11
	\$125,000 or more	11
	Prefer not to say	10
How often do you think about what is going on with the stock market indexes, like the Dow Jones or S&P 500?	Multiple times a day	7
	Once a day	11
	A couple times a week	21
	Once a week	12
	Once a month	11
	A couple times a year	6
	Once a year	1
	Almost never	31
Would you describe yourself as:	Progressive	18
	Liberal	20
	Moderate	28
	Conservative	34
trump_job	Approve of Trump	45
	Disapprove of Trump	55
white_POC	POC	26
	White	74
region_4	Midwest	23
	Northeast	19

Change Research - CNBC "State of Play" Poll National Likely Voters August 21-23, 2020		Respondents
	South	36
	West	22
age_custom	18 to 29	14
	30 to 39	15
	40 to 49	16
	50 to 64	31
	65 or older	25
Gender	Male	46
	Female	54
Age Range	18 to 34	22
	35 to 49	22
	50 to 64	31
	65 or older	25
Ethnicity	American Indian or Alaska Native	0
	Asian / Pacific Islander	3
	Black or African American	10
	Hispanic or Latino/a	11
	Other	2
	White / Caucasian	74
Educational Attainment	High school diploma or less	29
	Some college, but no degree	19
	Associate's degree, or two-year college degree	8
	Bachelor's degree, or four-year college degree	28
	Graduate degree	16
Do you plan to vote in the November election for President and other state and local offices?	Yes, definitely	98
	Yes, probably	2
	Maybe (50-50)	1
	No, probably not	0
	No, definitely not	0
In the November 2016 election, did you vote for:	Hillary Clinton, the Democrat	44
	Donald Trump, the Republican	40

Change Research - CNBC "State of Play" Poll National Likely Voters August 21-23, 2020		Respondents
	Did not vote	11
	Gary Johnson, the Libertarian	3
	Jill Stein, the Green Party	2
Were you able to vote in the 2018 election for U.S. Congress, or for some reason were you unable to vote?	Voted	87
	Did not vote	11
	Not registered/Ineligible/Too young	2
7 Pt Party ID	Strong Democrat	30
	Weak Democrat	9
	Ind Democrats	12
	Independents	8
	Ind Republicans	10
	Weak Republican	6
	Strong Republican	25
Party ID	Democrat	39
	Republican	31
	Independent/Other	30
	Other (specified)	0
Allocated PID	Strong + Weak + Indep Dems	51
	Independents	8
	Strong + Weak + Indep Repubs	41