


Change Research - CNBC "State of Play" Poll National Survey of Likely Voters July 24-26, 2020		<b>Total</b>
<b>Sample Size (Weighted)</b>	±3.04%	1039
<b>Total Biden v. Trump Ballot</b>	<b>Joe Biden, the Democrat</b>	51
	<b>Donald Trump, the Republican</b>	42
	<b>Jo Jorgensen, the Libertarian</b>	2
	<b>Howie Hawkins, the Green Party</b>	1
	<b>Not sure</b>	3
	<b>Would not vote</b>	1
	<b>Biden - Trump</b>	9
<b>How favorable are your feelings about each of the following people and organizations?</b>		
	Donald Trump	
	<b>Very favorable</b>	33
	<b>Somewhat favorable</b>	9
	<b>Neutral</b>	3
	<b>Somewhat unfavorable</b>	2
	<b>Very unfavorable</b>	53
	<b>Never heard of them</b>	0
	<b>Total Favorable</b>	42
	<b>Total Unfavorable</b>	55
	<b>Net Favorable</b>	-13
	Joe Biden	
	<b>Very favorable</b>	23
	<b>Somewhat favorable</b>	20
	<b>Neutral</b>	8
	<b>Somewhat unfavorable</b>	6
	<b>Very unfavorable</b>	42
	<b>Never heard of them</b>	1
	<b>Total Favorable</b>	43
	<b>Total Unfavorable</b>	48
	<b>Net Favorable</b>	-4
	Pharmaceutical drug companies	
	<b>Very favorable</b>	2
	<b>Somewhat favorable</b>	6
	<b>Neutral</b>	23
	<b>Somewhat unfavorable</b>	30
	<b>Very unfavorable</b>	38

Change Research - CNBC "State of Play" Poll National Survey of Likely Voters July 24-26, 2020		<b>Total</b>
	Never heard of them	1
	<b>Total Favorable</b>	9
	<b>Total Unfavorable</b>	68
	<b>Net Favorable</b>	-59
<b>In general, how would you rate the job that Donald Trump is doing as President?</b>	Strongly approve	33
	Somewhat approve	11
	Somewhat disapprove	3
	Strongly disapprove	53
	<b>Approve of Trump</b>	44
	<b>Disapprove of Trump</b>	56
<b>Which THREE of the following are the most important issues facing the country:</b>	The economy, jobs and cost of living	52
	COVID-19	48
	Health care and drug costs	36
	Racism and discrimination	32
	National security	24
	Education	19
	Medicare and Social Security	18
	Immigration	18
	Climate change and the environment	18
	The budget	12
	Taxes	8
	Guns	7
	Infrastructure	7
<b>How would you rate the current state of:</b>		
The U.S. economy	Excellent	5
	Good	27
	Not so good	44
	Poor	24
	Excellent/Good	32
	Poor/Not so good	68
Your personal finances	Excellent	11
	Good	53

Change Research - CNBC "State of Play" Poll  
 National Survey of Likely Voters  
 July 24-26, 2020



**Total**

	<b>Not so good</b>	27
	<b>Poor</b>	9
	<b>Excellent/Good</b>	64
	<b>Poor/Not so good</b>	36
The stock market	<b>Excellent</b>	8
	<b>Good</b>	48
	<b>Not so good</b>	33
	<b>Poor</b>	10
	<b>Excellent/Good</b>	56
	<b>Poor/Not so good</b>	44
Your savings	<b>Excellent</b>	10
	<b>Good</b>	40
	<b>Not so good</b>	30
	<b>Poor</b>	19
	<b>Excellent/Good</b>	51
	<b>Poor/Not so good</b>	49
The U.S. job market	<b>Excellent</b>	7
	<b>Good</b>	27
	<b>Not so good</b>	40
	<b>Poor</b>	26
	<b>Excellent/Good</b>	34
	<b>Poor/Not so good</b>	66
Your own job security	<b>Excellent</b>	27
	<b>Good</b>	44
	<b>Not so good</b>	15
	<b>Poor</b>	14
	<b>Excellent/Good</b>	71
	<b>Poor/Not so good</b>	29
Your health care costs	<b>Excellent</b>	9
	<b>Good</b>	34
	<b>Not so good</b>	33

Change Research - CNBC "State of Play" Poll  
 National Survey of Likely Voters  
 July 24-26, 2020



**Total**

	<b>Poor</b>	24
	<b>Excellent/Good</b>	43
	<b>Poor/Not so good</b>	57
<b>Looking ahead to the next year, how do you feel about each of the following:</b>		
The U.S. economy	<b>Very confident and optimistic</b>	16
	<b>Somewhat confident and optimistic</b>	23
	<b>Somewhat worried and uncertain</b>	32
	<b>Very worried and uncertain</b>	29
	<b>Confident/Optimistic</b>	39
	<b>Worried/Uncertain</b>	61
Your personal finances	<b>Very confident and optimistic</b>	16
	<b>Somewhat confident and optimistic</b>	42
	<b>Somewhat worried and uncertain</b>	27
	<b>Very worried and uncertain</b>	15
	<b>Confident/Optimistic</b>	58
	<b>Worried/Uncertain</b>	42
Your wages rising	<b>Very confident and optimistic</b>	10
	<b>Somewhat confident and optimistic</b>	32
	<b>Somewhat worried and uncertain</b>	33
	<b>Very worried and uncertain</b>	25
	<b>Confident/Optimistic</b>	42
	<b>Worried/Uncertain</b>	58
Your health care costs	<b>Very confident and optimistic</b>	12
	<b>Somewhat confident and optimistic</b>	27
	<b>Somewhat worried and uncertain</b>	34
	<b>Very worried and uncertain</b>	27

Change Research - CNBC "State of Play" Poll  
 National Survey of Likely Voters  
 July 24-26, 2020



**Total**

	<b>Confident/Optimistic</b>	40
	<b>Worried/Uncertain</b>	60
Your own job security	<b>Very confident and optimistic</b>	28
	<b>Somewhat confident and optimistic</b>	37
	<b>Somewhat worried and uncertain</b>	22
	<b>Very worried and uncertain</b>	14
	<b>Confident/Optimistic</b>	65
	<b>Worried/Uncertain</b>	35
The unemployment rate	<b>Very confident and optimistic</b>	13
	<b>Somewhat confident and optimistic</b>	22
	<b>Somewhat worried and uncertain</b>	33
	<b>Very worried and uncertain</b>	32
	<b>Confident/Optimistic</b>	35
	<b>Worried/Uncertain</b>	65
<b>Do you approve or disapprove of the job Donald Trump is doing handling each of the following issues:</b>		
The coronavirus	<b>Strongly approve</b>	22
	<b>Somewhat approve</b>	18
	<b>Somewhat disapprove</b>	4
	<b>Strongly disapprove</b>	56
	<b>Total approve</b>	40
	<b>Total disapprove</b>	60
The economy	<b>Strongly approve</b>	33
	<b>Somewhat approve</b>	12
	<b>Somewhat disapprove</b>	11
	<b>Strongly disapprove</b>	44
	<b>Total approve</b>	45
	<b>Total disapprove</b>	55


Change Research - CNBC "State of Play" Poll National Survey of Likely Voters July 24-26, 2020		<b>Total</b>
Helping your pocketbook	<b>Strongly approve</b>	26
	<b>Somewhat approve</b>	18
	<b>Somewhat disapprove</b>	12
	<b>Strongly disapprove</b>	44
	<b>Total approve</b>	44
	<b>Total disapprove</b>	56
The stock market	<b>Strongly approve</b>	30
	<b>Somewhat approve</b>	20
	<b>Somewhat disapprove</b>	17
	<b>Strongly disapprove</b>	34
	<b>Total approve</b>	49
	<b>Total disapprove</b>	51
Ensuring economic relief for COVID-19 goes to those who need it most, rather than the wealthy and well-connected	<b>Strongly approve</b>	28
	<b>Somewhat approve</b>	18
	<b>Somewhat disapprove</b>	6
	<b>Strongly disapprove</b>	47
	<b>Total approve</b>	47
	<b>Total disapprove</b>	53
<b>How familiar are you with Joe Biden's economic plans?</b>	<b>Very familiar</b>	29
	<b>Somewhat familiar</b>	48
	<b>Only a little familiar</b>	14
	<b>Not at all familiar</b>	10
<b>Who do you think would do a better job handling each of the following:</b> <b>Donald Trump and Republicans - or - Joe Biden and Democrats?</b>		
Handling the coronavirus	<b>Trump and Republicans much more</b>	31
	<b>Trump and Republicans somewhat more</b>	11
	<b>Biden and Democrats somewhat more</b>	11
	<b>Biden and Democrats much more</b>	48
	<b>Total Trump and Republicans</b>	42

Change Research - CNBC "State of Play" Poll  
 National Survey of Likely Voters  
 July 24-26, 2020



**Total**

	<b>Total Biden and Democrats</b>	58
Recovering from the economic impact of coronavirus	<b>Trump and Republicans much more</b>	40
	<b>Trump and Republicans somewhat more</b>	6
	<b>Biden and Democrats somewhat more</b>	15
	<b>Biden and Democrats much more</b>	40
	<b>Total Trump and Republicans</b>	45
	<b>Total Biden and Democrats</b>	55
Keeping jobs in the U.S.	<b>Trump and Republicans much more</b>	42
	<b>Trump and Republicans somewhat more</b>	8
	<b>Biden and Democrats somewhat more</b>	19
	<b>Biden and Democrats much more</b>	31
	<b>Total Trump and Republicans</b>	50
	<b>Total Biden and Democrats</b>	50
Getting people back to work	<b>Trump and Republicans much more</b>	41
	<b>Trump and Republicans somewhat more</b>	7
	<b>Biden and Democrats somewhat more</b>	17
	<b>Biden and Democrats much more</b>	36
	<b>Total Trump and Republicans</b>	47
	<b>Total Biden and Democrats</b>	53
Ensuring economic relief for COVID-19 goes to those who need it most, rather than the wealthy and well-connected	<b>Trump and Republicans much more</b>	30
	<b>Trump and Republicans somewhat more</b>	13
	<b>Biden and Democrats somewhat more</b>	14

<b>Change Research - CNBC "State of Play" Poll National Survey of Likely Voters July 24-26, 2020</b>		<b>Total</b>
	<b>Biden and Democrats much more</b>	43
	<b>Total Trump and Republicans</b>	43
	<b>Total Biden and Democrats</b>	57
<b>How serious are your concerns about the coronavirus disease?</b>	<b>Very serious concerns</b>	52
	<b>Somewhat serious concerns</b>	25
	<b>Minor concerns</b>	16
	<b>No concerns at all</b>	7
	<b>Total serious concerns</b>	77
<b>Thinking about the impact of the coronavirus, do you think:</b>	<b>Things are getting better</b>	27
	<b>Things are getting worse</b>	61
	<b>Not sure</b>	13
<b>Thinking about the impact of coronavirus on you and your family, are you more concerned about the impact on your family's health and safety or the impact on your family's financial situation?</b>	<b>My family's health and safety much more</b>	47
	<b>My family's health and safety somewhat more</b>	26
	<b>My family's financial situation somewhat more</b>	15
	<b>My family's financial situation much more</b>	12
	<b>Family's health &amp; safety more</b>	73
	<b>Family's financial situation more</b>	27
<b>Do you personally know anyone who has been diagnosed with the coronavirus, or not? Select all that apply.</b>	<b>Yes, me personally</b>	4
	<b>Yes, a family member</b>	19
	<b>Yes, a close friend</b>	25
	<b>Yes, a coworker</b>	16
	<b>Yes, a member of my local community</b>	32
	<b>None of the above</b>	36
	<b>Me/Know someone</b>	64
<b>Have you or someone in your household lost wages or had your salary cut as a result of the coronavirus outbreak? Select all that apply.</b>	<b>Yes, me personally</b>	26



Change Research - CNBC "State of Play" Poll National Survey of Likely Voters July 24-26, 2020		<b>Total</b>
	Yes, someone in my household	32
	No	48
	Me/Household Lost Wages- TOTAL	52
<b>[IF YES HOUSEHOLD WAGE LOSS]</b> Are you or someone in your household currently experiencing lost wages or a salary cut as a result of the coronavirus outbreak? Select all that apply.	Yes, me personally	37
	Yes, someone in my household	48
	No	27
<b>[OUT OF TOTAL]</b>	Me/Household Lost Wages - CURRENT	34
	No Household Wage Loss - CURRENT	66
<b>Have you or someone in your household lost your job or been furloughed as a result of the coronavirus outbreak? Select all that apply.</b>	Yes, me personally	19
	Yes, someone in my household	27
	No	59
	Me/Household Lost Job - TOTAL	41
<b>[IF YES HOUSEHOLD JOB LOSS]</b> Are you or someone in your household currently experiencing a lost job or furlough as a result of the coronavirus outbreak? Select all that apply.	Yes, me personally	33
	Yes, someone in my household	50
	No	25
<b>[OUT OF TOTAL]</b>	Me/Household Lost Job - CURRENT	27
	No Household Job Loss - CURRENT	73
<b>Is your state reopening too quickly, not quickly enough, or at the right pace?</b>	Too quickly	38
	Not quickly enough	31
	At the right pace	31
<b>What steps are you currently taking in response to the coronavirus? Select all that apply.</b>	Taking precautions like handwashing	91
	Wearing a face mask in public	85


Change Research - CNBC "State of Play" Poll National Survey of Likely Voters July 24-26, 2020		<b>Total</b>
	Engaging in "social distancing"	84
	Avoiding crowds	79
	Not going to restaurants and bars	62
	Purchasing medical supplies (medicine, sanitizer, masks)	54
	Sheltering at home	49
	Making long-term plans to deal with closed schools, daycares, and workplaces	26
	Working from home	24
<b>Thinking about the impact of the coronavirus, are you currently experiencing any of the following? Select all that apply.</b>	<b>Low inventory at stores and online</b>	<b>84</b>
	Increased prices for supplies at stores and online	66
	Spent money I was saving	39
	School closures	36
	A decrease in the value of my investments	31
	Fewer hours at work	18
	Gone into debt	15
	Missed rent or mortgage payment	7
<b>In your opinion, are the following activities safe at this stage of the coronavirus outbreak?</b>		
Letting students return to school	<b>Safe</b>	<b>33</b>
	Unsafe	55
	Not sure	13
Children going to daycare	<b>Safe</b>	<b>28</b>
	Unsafe	52
	Not sure	21
Go to work at your workplace	<b>Safe</b>	<b>47</b>
	Unsafe	33
	Not sure	20
Go to a public beach	<b>Safe</b>	<b>47</b>
	Unsafe	38
	Not sure	15


Change Research - CNBC "State of Play" Poll  
 National Survey of Likely Voters  
 July 24-26, 2020




**Total**

Go to a hair or nail salon	Safe	46
	Unsafe	38
	Not sure	16
Go to a bar	Safe	21
	Unsafe	68
	Not sure	11
Dine-in at a restaurant	Safe	37
	Unsafe	49
	Not sure	13
Go shopping	Safe	56
	Unsafe	27
	Not sure	18
Use public transportation like a bus or train	Safe	23
	Unsafe	57
	Not sure	20
Take a flight	Safe	24
	Unsafe	58
	Not sure	18
Stay in a hotel	Safe	41
	Unsafe	34
	Not sure	25
Take a rideshare like Uber or Lyft	Safe	31
	Unsafe	41
	Not sure	29
Go to a movie theater	Safe	23
	Unsafe	63
	Not sure	15
Attend an indoor campaign rally	Safe	21
	Unsafe	67
	Not sure	12

Change Research - CNBC "State of Play" Poll National Survey of Likely Voters July 24-26, 2020		<b>Total</b>
<b>How closely are you following the news about the development of a COVID-19 vaccine?</b>	<b>Very closely</b>	51
	<b>Somewhat closely</b>	35
	<b>Not too closely</b>	8
	<b>Not at all</b>	5
<b>How likely are you to get a vaccine for COVID-19 when one becomes available?</b>	<b>Definitely</b>	39
	<b>Probably</b>	19
	<b>Maybe</b>	14
	<b>Probably not</b>	9
	<b>Definitely not</b>	19
	<b>Yes</b>	58
	<b>No</b>	28
<b>Why are you unlikely to get a vaccine for COVID-19 when one becomes available? Please select all that apply.</b>	<b>I am worried it will not be safe.</b>	73
	<b>I don't think it will be necessary.</b>	42
	<b>I am worried I won't be able to afford it.</b>	14
	<b>I am worried it won't be available for people like me.</b>	13
	<b>I already had COVID-19.</b>	1
<b>These are some proposals that some lawmakers have made for the next COVID-19 relief package. Do you support or oppose each of the following proposals:</b>		
Giving corporations legal immunity from COVID-19 related lawsuits.	<b>Strongly support</b>	12
	<b>Somewhat support</b>	14
	<b>Somewhat oppose</b>	17
	<b>Strongly oppose</b>	49
	<b>Not sure</b>	8
	<b>Total support</b>	26
	<b>Total oppose</b>	66
Extending the \$600 a week enhanced unemployment benefits for those who have lost their jobs to COVID-19.	<b>Strongly support</b>	47
	<b>Somewhat support</b>	17
	<b>Somewhat oppose</b>	12
	<b>Strongly oppose</b>	20


Change Research - CNBC "State of Play" Poll National Survey of Likely Voters July 24-26, 2020		<b>Total</b>
	<b>Not sure</b>	3
	<b>Total support</b>	65
	<b>Total oppose</b>	33
An additional round of direct payments of up to \$1,200 for individuals making less than \$99,000.	<b>Strongly support</b>	57
	<b>Somewhat support</b>	23
	<b>Somewhat oppose</b>	8
	<b>Strongly oppose</b>	7
	<b>Not sure</b>	4
	<b>Total support</b>	80
	<b>Total oppose</b>	15
Funding for COVID-19 testing and contact tracing.	<b>Strongly support</b>	60
	<b>Somewhat support</b>	18
	<b>Somewhat oppose</b>	7
	<b>Strongly oppose</b>	13
	<b>Not sure</b>	2
	<b>Total support</b>	78
	<b>Total oppose</b>	19
Reserving funding for K-12 education for schools that resume in-person classes in the fall.	<b>Strongly support</b>	31
	<b>Somewhat support</b>	20
	<b>Somewhat oppose</b>	9
	<b>Strongly oppose</b>	30
	<b>Not sure</b>	11
	<b>Total support</b>	51
	<b>Total oppose</b>	38
Relief to state and local governments facing budget shortfalls due to the coronavirus outbreak.	<b>Strongly support</b>	45
	<b>Somewhat support</b>	26
	<b>Somewhat oppose</b>	13
	<b>Strongly oppose</b>	13
	<b>Not sure</b>	2
	<b>Total support</b>	72

Change Research - CNBC "State of Play" Poll National Survey of Likely Voters July 24-26, 2020		<b>Total</b>
	<b>Total oppose</b>	26
Invest in expanding broadband internet access.	<b>Strongly support</b>	51
	<b>Somewhat support</b>	26
	<b>Somewhat oppose</b>	8
	<b>Strongly oppose</b>	8
	<b>Not sure</b>	7
	<b>Total support</b>	77
	<b>Total oppose</b>	16
<b>In response to recent protests, President Trump recently deployed federal law enforcement agents to American cities like Portland without the invitation of their mayors. Do you support or oppose this decision?</b>	<b>Strongly support</b>	39
	<b>Somewhat support</b>	3
	<b>Somewhat oppose</b>	4
	<b>Strongly oppose</b>	54
	<b>Not sure</b>	1
	<b>Total support</b>	42
	<b>Total oppose</b>	57
<b>For statistical purposes, what is your annual household income?</b>	<b>Under \$20,000</b>	9
	<b>\$20,000 to \$34,999</b>	11
	<b>\$35,000 to \$49,999</b>	13
	<b>\$50,000 to \$74,999</b>	23
	<b>\$75,000 to \$99,999</b>	16
	<b>\$100,000 to \$124,999</b>	9
	<b>\$125,000 or more</b>	10
	<b>Prefer not to say</b>	8
<b>How often do you think about what is going on with the stock market indexes, like the Dow Jones or S&amp;P 500?</b>	<b>Multiple times a day</b>	7
	<b>Once a day</b>	13
	<b>A couple times a week</b>	21
	<b>Once a week</b>	13
	<b>Once a month</b>	10
	<b>A couple times a year</b>	7
	<b>Once a year</b>	1
	<b>Almost never</b>	29
<b>Would you describe yourself as:</b>	<b>Progressive</b>	20

<b>Change Research - CNBC "State of Play" Poll National Survey of Likely Voters July 24-26, 2020</b>		<b>Total</b>
	<b>Liberal</b>	21
	<b>Moderate</b>	29
	<b>Conservative</b>	31
<b>Region</b>	<b>Midwest</b>	23
	<b>Northeast</b>	18
	<b>South</b>	37
	<b>West</b>	22
<b>CDC Urbanacity</b>	<b>Large Central Metro</b>	29
	<b>Large Fringe Metro</b>	24
	<b>Medium Metro</b>	21
	<b>Small Metro</b>	12
	<b>Micro Metro</b>	9
	<b>Non-Core</b>	5
	<b>Rural</b>	27
	<b>Suburban</b>	39
	<b>Urban</b>	34
<b>Gender</b>	<b>Male</b>	47
	<b>Female</b>	53
<b>Age Range</b>	<b>18 to 34</b>	22
	<b>35 to 49</b>	23
	<b>50 to 64</b>	30
	<b>65 or older</b>	25
	<b>18 to 29</b>	14
	<b>30 to 39</b>	15
	<b>40 to 49</b>	16
	<b>50 to 64</b>	30
	<b>65 or older</b>	25
<b>Ethnicity</b>	<b>White / Caucasian</b>	72
	<b>Black or African American</b>	12
	<b>Hispanic or Latino/a</b>	11
	<b>Asian / Pacific Islander</b>	3
	<b>American Indian or Alaska Native</b>	0
	<b>Other</b>	2

Change Research - CNBC "State of Play" Poll National Survey of Likely Voters July 24-26, 2020		<b>Total</b>
	<b>Non-white</b>	28
<b>Educational Attainment</b>	<b>High school diploma or less</b>	28
	<b>Some college, but no degree</b>	20
	<b>Associate's degree, or two-year college degree</b>	8
	<b>Bachelor's degree, or four-year college degree</b>	27
	<b>Graduate degree</b>	17
<b>7 Pt Party ID</b>	<b>Strong Democrat</b>	29
	<b>Weak Democrat</b>	8
	<b>Ind Democrats</b>	11
	<b>Independents</b>	12
	<b>Ind Republicans</b>	8
	<b>Weak Republican</b>	6
	<b>Strong Republican</b>	25
<b>Party ID</b>	<b>Democrat</b>	37
	<b>Independent/Other</b>	31
	<b>Republican</b>	32
<b>Allocated PID</b>	<b>Strong + Weak + Indep Dems</b>	48
	<b>Independents</b>	12
	<b>Strong + Weak + Indep Repubs</b>	40
<b>Do you plan to vote in the November election for President and other state and local offices?</b>	<b>Yes, definitely</b>	97
	<b>Yes, probably</b>	2
	<b>Maybe (50-50)</b>	1
	<b>No, probably not</b>	0
	<b>No, definitely not</b>	0
<b>In the November 2016 election, did you vote for:</b>	<b>Hillary Clinton, the Democrat</b>	45
	<b>Donald Trump, the Republican</b>	41
	<b>Did not vote</b>	10
	<b>Gary Johnson, the Libertarian</b>	3
	<b>Jill Stein, the Green Party</b>	2
<b>Were you able to vote in the 2018 election for U.S. Congress, or for some reason were you unable to vote?</b>	<b>Voted</b>	86



<p>Change Research - CNBC "State of Play" Poll  National Survey of Likely Voters  July 24-26, 2020</p>		<p><b>Total</b></p>
	<p>Did not vote</p>	<p>11</p>
	<p>Not registered/Ineligible/Too young</p>	<p>3</p>