

<p>Change Research - CNBC "State of Play" Poll National Likely Voters July 10-12, 2020</p>		<p>Total Likely Voters</p>
<p>Sample Size (Weighted)</p>	<p>MOE: ±2.76%</p>	<p>1258</p>
<p>Total Biden v. Trump Ballot</p>	<p>Joe Biden, the Democrat</p>	<p>51</p>
	<p>Donald Trump, the Republican</p>	<p>41</p>
	<p>Jo Jorgensen, the Libertarian</p>	<p>3</p>
	<p>Howie Hawkins, the Green Party</p>	<p>2</p>
	<p>Not sure</p>	<p>2</p>
	<p>Would not vote</p>	<p>0</p>
	<p>Biden - Trump</p>	<p>10</p>
<p>How favorable are your feelings about each of the following people and organizations?</p>		
	<p>Donald Trump</p>	
	<p>Very favorable</p>	<p>34</p>
	<p>Somewhat favorable</p>	<p>7</p>
	<p>Neutral</p>	<p>3</p>
	<p>Somewhat unfavorable</p>	<p>2</p>
	<p>Very unfavorable</p>	<p>54</p>
	<p>Never heard of them</p>	<p>1</p>
	<p>Total Favorable</p>	<p>41</p>
	<p>Total Unfavorable</p>	<p>56</p>
	<p>Net Favorable</p>	<p>-15</p>
	<p>Joe Biden</p>	
	<p>Very favorable</p>	<p>22</p>
	<p>Somewhat favorable</p>	<p>21</p>
	<p>Neutral</p>	<p>8</p>
	<p>Somewhat unfavorable</p>	<p>8</p>
	<p>Very unfavorable</p>	<p>42</p>
	<p>Never heard of them</p>	<p>0</p>
	<p>Total Favorable</p>	<p>42</p>
	<p>Total Unfavorable</p>	<p>50</p>
	<p>Net Favorable</p>	<p>-7</p>
	<p>The Democratic Party</p>	
	<p>Very favorable</p>	<p>18</p>
	<p>Somewhat favorable</p>	<p>22</p>
	<p>Neutral</p>	<p>9</p>
	<p>Somewhat unfavorable</p>	<p>9</p>
	<p>Very unfavorable</p>	<p>41</p>

Change Research - CNBC "State of Play" Poll  
National Likely Voters  
July 10-12, 2020



Total Likely Voters

	Never heard of them	0
	<b>Total Favorable</b>	40
	<b>Total Unfavorable</b>	50
	<b>Net Favorable</b>	-10
The Republican Party	<b>Very favorable</b>	21
	<b>Somewhat favorable</b>	17
	<b>Neutral</b>	8
	<b>Somewhat unfavorable</b>	7
	<b>Very unfavorable</b>	46
	<b>Never heard of them</b>	1
	<b>Total Favorable</b>	38
	<b>Total Unfavorable</b>	53
	<b>Net Favorable</b>	-15
Socialism	<b>Very favorable</b>	11
	<b>Somewhat favorable</b>	18
	<b>Neutral</b>	17
	<b>Somewhat unfavorable</b>	7
	<b>Very unfavorable</b>	47
	<b>Never heard of them</b>	1
	<b>Total Favorable</b>	29
	<b>Total Unfavorable</b>	54
	<b>Net Favorable</b>	-25
Capitalism	<b>Very favorable</b>	36
	<b>Somewhat favorable</b>	18
	<b>Neutral</b>	17
	<b>Somewhat unfavorable</b>	14
	<b>Very unfavorable</b>	13
	<b>Never heard of them</b>	1
	<b>Total Favorable</b>	55
	<b>Total Unfavorable</b>	27
	<b>Net Favorable</b>	28
<b>In general, how would you rate the job that Donald Trump is doing as President?</b>	<b>Strongly approve</b>	34

<p>Change Research - CNBC "State of Play" Poll National Likely Voters July 10-12, 2020</p>		<p>Total Likely Voters</p>
	Somewhat approve	9
	Somewhat disapprove	4
	Strongly disapprove	53
	Approve of Trump	43
	Disapprove of Trump	57
Which THREE of the following are the most important issues facing the country:	The economy, jobs and cost of living	49
	COVID-19	45
	Health care and drug costs	38
	Racism and discrimination	33
	National security	24
	Climate change and the environment	21
	Immigration	19
	Education	18
	Medicare and Social Security	14
	Infrastructure	11
	The budget	10
	Guns	10
	Taxes	9
How would you rate the current state of:		
The U.S. economy	Excellent	5
	Good	32
	Not so good	35
	Poor	28
	Excellent/Good	37
	Poor/Not so good	63
Your personal finances	Excellent	10
	Good	55
	Not so good	24
	Poor	10
	Excellent/Good	66
	Poor/Not so good	34
The stock market	Excellent	8

Change Research - CNBC "State of Play" Poll  
National Likely Voters  
July 10-12, 2020




Total Likely Voters

	<b>Good</b>	50
	<b>Not so good</b>	33
	<b>Poor</b>	9
	<b>Excellent/Good</b>	58
	<b>Poor/Not so good</b>	42
Your savings	<b>Excellent</b>	9
	<b>Good</b>	44
	<b>Not so good</b>	30
	<b>Poor</b>	17
	<b>Excellent/Good</b>	53
	<b>Poor/Not so good</b>	47
The U.S. job market	<b>Excellent</b>	4
	<b>Good</b>	32
	<b>Not so good</b>	41
	<b>Poor</b>	23
	<b>Excellent/Good</b>	36
	<b>Poor/Not so good</b>	64
Your own job security	<b>Excellent</b>	25
	<b>Good</b>	46
	<b>Not so good</b>	16
	<b>Poor</b>	13
	<b>Excellent/Good</b>	71
	<b>Poor/Not so good</b>	29
Your health care costs	<b>Excellent</b>	5
	<b>Good</b>	37
	<b>Not so good</b>	31
	<b>Poor</b>	27
	<b>Excellent/Good</b>	42
	<b>Poor/Not so good</b>	58
Your freedom to move around	<b>Excellent</b>	20
	<b>Good</b>	35

<p>Change Research - CNBC "State of Play" Poll National Likely Voters July 10-12, 2020</p>		<p>Total Likely Voters</p>
	Not so good	28
	Poor	17
	Excellent/Good	55
	Poor/Not so good	45
The federal debt	Excellent	0
	Good	7
	Not so good	37
	Poor	55
	Excellent/Good	8
	Poor/Not so good	92
<b>Looking ahead to the next year, how do you feel about each of the following:</b>		
The U.S. economy	Very confident and optimistic	15
	Somewhat confident and optimistic	25
	Somewhat worried and uncertain	29
	Very worried and uncertain	31
	Confident/Optimistic	40
	Worried/Uncertain	60
Your personal finances	Very confident and optimistic	13
	Somewhat confident and optimistic	43
	Somewhat worried and uncertain	29
	Very worried and uncertain	15
	Confident/Optimistic	56
	Worried/Uncertain	44
Your wages rising	Very confident and optimistic	11
	Somewhat confident and optimistic	33
	Somewhat worried and uncertain	31
	Very worried and uncertain	25


<p>Change Research - CNBC "State of Play" Poll National Likely Voters July 10-12, 2020</p>		<p>Total Likely Voters</p>
	<b>Confident/Optimistic</b>	44
	<b>Worried/Uncertain</b>	56
Your healthcare costs	<b>Very confident and optimistic</b>	10
	<b>Somewhat confident and optimistic</b>	29
	<b>Somewhat worried and uncertain</b>	34
	<b>Very worried and uncertain</b>	27
	<b>Confident/Optimistic</b>	39
	<b>Worried/Uncertain</b>	61
Your own job security	<b>Very confident and optimistic</b>	28
	<b>Somewhat confident and optimistic</b>	39
	<b>Somewhat worried and uncertain</b>	18
	<b>Very worried and uncertain</b>	16
	<b>Confident/Optimistic</b>	66
	<b>Worried/Uncertain</b>	34
The unemployment rate	<b>Very confident and optimistic</b>	14
	<b>Somewhat confident and optimistic</b>	23
	<b>Somewhat worried and uncertain</b>	29
	<b>Very worried and uncertain</b>	33
	<b>Confident/Optimistic</b>	38
	<b>Worried/Uncertain</b>	62
<b>Do you approve or disapprove of the job Donald Trump is doing handling each of the following issues:</b>		
The coronavirus	<b>Strongly approve</b>	26
	<b>Somewhat approve</b>	16
	<b>Somewhat disapprove</b>	4
	<b>Strongly disapprove</b>	55
	<b>Total approve</b>	41

<p>Change Research - CNBC "State of Play" Poll National Likely Voters July 10-12, 2020</p>		<p>Total Likely Voters</p>
	<b>Total disapprove</b>	59
The economy	<b>Strongly approve</b>	35
	<b>Somewhat approve</b>	11
	<b>Somewhat disapprove</b>	10
	<b>Strongly disapprove</b>	44
	<b>Total approve</b>	46
	<b>Total disapprove</b>	54
Helping your pocketbook	<b>Strongly approve</b>	26
	<b>Somewhat approve</b>	20
	<b>Somewhat disapprove</b>	12
	<b>Strongly disapprove</b>	42
	<b>Total approve</b>	46
	<b>Total disapprove</b>	54
The stock market	<b>Strongly approve</b>	30
	<b>Somewhat approve</b>	20
	<b>Somewhat disapprove</b>	16
	<b>Strongly disapprove</b>	34
	<b>Total approve</b>	50
	<b>Total disapprove</b>	50
Immigration	<b>Strongly approve</b>	33
	<b>Somewhat approve</b>	11
	<b>Somewhat disapprove</b>	5
	<b>Strongly disapprove</b>	52
	<b>Total approve</b>	43
	<b>Total disapprove</b>	57
Ensuring economic relief for COVID-19 goes to those who need it most, rather than the wealthy and well-connected	<b>Strongly approve</b>	29
	<b>Somewhat approve</b>	16
	<b>Somewhat disapprove</b>	7
	<b>Strongly disapprove</b>	47
	<b>Total approve</b>	45

<p>Change Research - CNBC "State of Play" Poll National Likely Voters July 10-12, 2020</p>		<p>Total Likely Voters</p>
	<b>Total disapprove</b>	55
Making America respected around the globe	<b>Strongly approve</b>	33
	<b>Somewhat approve</b>	11
	<b>Somewhat disapprove</b>	3
	<b>Strongly disapprove</b>	52
	<b>Total approve</b>	45
	<b>Total disapprove</b>	55
<b>Who do you think would do a better job handling each of the following: Donald Trump and Republicans - or - Joe Biden and Democrats?</b>		
Handling the coronavirus	<b>Trump and Republicans much more</b>	34
	<b>Trump and Republicans somewhat more</b>	10
	<b>Biden and Democrats somewhat more</b>	12
	<b>Biden and Democrats much more</b>	43
	<b>Trump/Republicans</b>	44
	<b>Biden/Democrats</b>	56
The economy	<b>Trump and Republicans much more</b>	41
	<b>Trump and Republicans somewhat more</b>	7
	<b>Biden and Democrats somewhat more</b>	22
	<b>Biden and Democrats much more</b>	31
	<b>Trump/Republicans</b>	48
	<b>Biden/Democrats</b>	52
Putting the middle class first	<b>Trump and Republicans much more</b>	36
	<b>Trump and Republicans somewhat more</b>	8
	<b>Biden and Democrats somewhat more</b>	20



<p>Change Research - CNBC "State of Play" Poll National Likely Voters July 10-12, 2020</p>		<p>Total Likely Voters</p>
	Biden and Democrats much more	35
	Trump/Republicans	45
	Biden/Democrats	55
Making health care more affordable	Trump and Republicans much more	32
	Trump and Republicans somewhat more	11
	Biden and Democrats somewhat more	20
	Biden and Democrats much more	38
	Trump/Republicans	43
	Biden/Democrats	57
<b>How serious are your concerns about the coronavirus disease?</b>	Very serious concerns	52
	Somewhat serious concerns	21
	Minor concerns	18
	No concerns at all	9
	Total serious concerns	73
<b>Thinking about the impact of the coronavirus, do you think:</b>	Things are getting better	29
	Things are getting worse	59
	Not sure	12
<b>Thinking about the impact of coronavirus on you and your family, are you more concerned about the impact on your family's health and safety or the impact on your family's financial situation?</b>	My family's health and safety much more	48
	My family's health and safety somewhat more	25
	My family's financial situation somewhat more	14
	My family's financial situation much more	14
	Total health/safety	73
	Total financial	27

<p>Change Research - CNBC "State of Play" Poll National Likely Voters July 10-12, 2020</p>		<p>Total Likely Voters</p>
<p>Do you personally know anyone who has been diagnosed with the coronavirus, or not? Select all that apply.</p>	<p>Yes, me personally</p>	<p>4</p>
	<p>Yes, a family member</p>	<p>19</p>
	<p>Yes, a close friend</p>	<p>22</p>
	<p>Yes, a coworker</p>	<p>15</p>
	<p>Yes, a member of my local community</p>	<p>32</p>
	<p>None of the above</p>	<p>38</p>
<p>Have you or someone in your household lost wages or had your salary cut as a result of the coronavirus outbreak? Select all that apply.</p>	<p>Yes, me personally</p>	<p>26</p>
	<p>Yes, someone in my household</p>	<p>31</p>
	<p>Me/Household Lost Wages - TOTAL</p>	<p>47</p>
	<p>No Household Wage Loss - TOTAL</p>	<p>53</p>
<p>[IF YES ME/HOUSEHOLD LOST WAGES] Are you or someone in your household currently experiencing lost wages or a salary cut as a result of the coronavirus outbreak? Select all that apply.</p>	<p>Yes, me personally</p>	<p>39</p>
	<p>Yes, someone in my household</p>	<p>43</p>
	<p>No</p>	<p>24</p>
<p>[% of TOTAL LV]</p>	<p>Me/Household Lost Wages - CURRENT</p>	<p>34</p>
	<p>No Household Wage Loss - CURRENT</p>	<p>66</p>
<p>Have you or someone in your household lost your job or been furloughed as a result of the coronavirus outbreak? Select all that apply.</p>	<p>Yes, me personally</p>	<p>17</p>
	<p>Yes, someone in my household</p>	<p>25</p>
	<p>Me/Household Lost Job - TOTAL</p>	<p>35</p>
	<p>No Household Job Loss - TOTAL</p>	<p>65</p>
<p>[IF YES ME/HOUSEHOLD LOST JOB] Are you or someone in your household currently experiencing a lost job or furlough as a result of the coronavirus outbreak? Select all that apply.</p>	<p>Yes, me personally</p>	<p>33</p>
	<p>Yes, someone in my household</p>	<p>46</p>
	<p>No</p>	<p>28</p>

<p>Change Research - CNBC "State of Play" Poll National Likely Voters July 10-12, 2020</p>		<p>Total Likely Voters</p>
[% of TOTAL LV]	Me/Household Lost Job - CURRENT	24
	No Household Job Loss - CURRENT	76
Is your state reopening too quickly, not quickly enough, or at the right pace?	Too quickly	39
	Not quickly enough	26
	At the right pace	34
What steps are you currently taking in response to the coronavirus? Select all that apply.	Taking precautions like handwashing	89
	Engaging in "social distancing"	82
	Avoiding crowds	80
	Wearing a face mask in public	80
	Not going to restaurants and bars	63
	Purchasing medical supplies (medicine, sanitizer, masks)	58
	Sheltering at home	53
	Working from home	27
	Making long-term plans to deal with closed schools, daycares, and workplaces	25
In your opinion, are the following activities safe at this stage of the coronavirus outbreak?		
Letting students return to school	Safe	33
	Unsafe	50
	Not sure	17
Children going to daycare	Safe	29
	Unsafe	49
	Not sure	22
Go to work at your workplace	Safe	47
	Unsafe	29
	Not sure	24
Go to a public beach	Safe	44
	Unsafe	40
	Not sure	16


Change Research - CNBC "State of Play" Poll  
National Likely Voters  
July 10-12, 2020




Total Likely Voters

Go to a hair or nail salon	Safe	45
	Unsafe	38
	Not sure	17
Go to a bar	Safe	21
	Unsafe	66
	Not sure	13
Dine-in at a restaurant	Safe	35
	Unsafe	50
	Not sure	15
Go shopping	Safe	54
	Unsafe	29
	Not sure	17
Use public transportation like a bus or train	Safe	22
	Unsafe	58
	Not sure	20
Take a flight	Safe	23
	Unsafe	59
	Not sure	18
Stay in a hotel	Safe	42
	Unsafe	32
	Not sure	26
Take a rideshare like Uber or Lyft	Safe	27
	Unsafe	46
	Not sure	27
Go to a movie theater	Safe	23
	Unsafe	63
	Not sure	14
Attend an indoor campaign rally	Safe	25
	Unsafe	63
	Not sure	12


<p>Change Research - CNBC "State of Play" Poll National Likely Voters July 10-12, 2020</p>		<p>Total Likely Voters</p>
<p>Which TWO of the following should local governments work hardest to reopen safely?</p>	<p>Daycare and K-12 schools</p>	<p>74</p>
	<p>Public transportation</p>	<p>39</p>
	<p>Retail stores</p>	<p>32</p>
	<p>Indoor dining at restaurants</p>	<p>23</p>
	<p>Air travel</p>	<p>15</p>
	<p>Beaches</p>	<p>7</p>
	<p>Professional sports and entertainment venues</p>	<p>6</p>
	<p>Bars</p>	<p>3</p>
<p>Do you believe it will be safe for each of the following groups to resume in-person K-12 classes in the fall?</p>		
<p style="text-align: right;">Students</p>	<p>Full-time in-person classes will be safe</p>	<p>31</p>
	<p>Part-time in-person classes will be safe</p>	<p>18</p>
	<p>In-person classes will NOT be safe</p>	<p>39</p>
	<p>Not sure</p>	<p>11</p>
<p style="text-align: right;">Faculty and staff</p>	<p>Full-time in-person classes will be safe</p>	<p>31</p>
	<p>Part-time in-person classes will be safe</p>	<p>17</p>
	<p>In-person classes will NOT be safe</p>	<p>42</p>
	<p>Not sure</p>	<p>10</p>
<p style="text-align: right;">Parents</p>	<p>Full-time in-person classes will be safe</p>	<p>31</p>
	<p>Part-time in-person classes will be safe</p>	<p>15</p>
	<p>In-person classes will NOT be safe</p>	<p>40</p>
	<p>Not sure</p>	<p>14</p>
<p>Do you believe K-12 schools in your area will resume in-class education in the fall?</p>	<p>Full-time in-person classes will resume in the fall</p>	<p>22</p>
	<p>Part-time in-person classes will resume in the fall</p>	<p>31</p>
	<p>In-person classes will NOT resume in the fall</p>	<p>12</p>
	<p>Not sure</p>	<p>35</p>

<p>Change Research - CNBC "State of Play" Poll National Likely Voters July 10-12, 2020</p>		<p>Total Likely Voters</p>
<p>Should students at colleges and universities be charged full tuition for virtual classes?</p>	<p>Yes</p>	<p>16</p>
	<p>No</p>	<p>72</p>
	<p>Not sure</p>	<p>12</p>
<p>Donald Trump tweeted that he may withhold federal funding from K-12 schools that do not resume in-person classes this fall. Do you support or oppose this idea?</p>	<p>Strongly support</p>	<p>25</p>
	<p>Somewhat support</p>	<p>14</p>
	<p>Somewhat oppose</p>	<p>4</p>
	<p>Strongly oppose</p>	<p>54</p>
	<p>Not sure</p>	<p>3</p>
	<p>Total support</p>	<p>39</p>
	<p>Total oppose</p>	<p>58</p>
<p>In April, the Coronavirus Aid, Relief and Economic Security Act provided a cash payment of up to \$1,200 to individuals making less than \$99,00 a year (or up to \$2,400 for married couples making less than \$198,000) and an additional \$500 per child for parents. Do you support or oppose an additional round of direct payments to qualifying individuals to help deal with the economic impact of COVID-19?</p>	<p>Strongly support</p>	<p>58</p>
	<p>Somewhat support</p>	<p>23</p>
	<p>Somewhat oppose</p>	<p>8</p>
	<p>Strongly oppose</p>	<p>8</p>
	<p>Not sure</p>	<p>3</p>
	<p>Total support</p>	<p>81</p>
	<p>Total oppose</p>	<p>16</p>
<p>How many children under the age of 18 do you have that live at home with you?</p>	<p>None</p>	<p>73</p>
	<p>1</p>	<p>12</p>
	<p>2</p>	<p>9</p>
	<p>3</p>	<p>4</p>
	<p>4</p>	<p>1</p>
	<p>5 or more</p>	<p>1</p>
<p>For statistical purposes, what is your annual household income?</p>	<p>Under \$20,000</p>	<p>6</p>
	<p>\$20,000 to \$34,999</p>	<p>15</p>
	<p>\$35,000 to \$49,999</p>	<p>16</p>
	<p>\$50,000 to \$74,999</p>	<p>21</p>

<p>Change Research - CNBC "State of Play" Poll National Likely Voters July 10-12, 2020</p>		<p>Total Likely Voters</p>
	\$75,000 to \$99,999	15
	\$100,000 to \$124,999	8
	\$125,000 or more	11
	Prefer not to say	8
<p>How often do you think about what is going on with the stock market indexes, like the Dow Jones or S&amp;P 500?</p>	<p>Multiple times a day</p>	<p>8</p>
	Once a day	11
	A couple times a week	21
	Once a week	13
	Once a month	10
	A couple times a year	7
	Once a year	1
	Almost never	29
<p>Would you describe yourself as:</p>	<p>Progressive</p>	<p>19</p>
	Liberal	17
	Moderate	25
	Conservative	40
<p>Region</p>	<p>Midwest</p>	<p>23</p>
	Northeast	19
	South	36
	West	22
<p>CDC Urbanacity</p>	<p>Large Central Metro</p>	<p>28</p>
	Large Fringe Metro	25
	Medium Metro	22
	Small Metro	9
	Micropolitan Metro	11
	Non-Core	5
	Rural	28
	Suburban	39
	Urban	33
<p>Gender</p>	<p>Male</p>	<p>45</p>
	Female	55
<p>Age Range</p>	<p>18 to 34</p>	<p>22</p>
	35 to 49	23

<p>Change Research - CNBC "State of Play" Poll National Likely Voters July 10-12, 2020</p>		<p>Total Likely Voters</p>
	50 to 64	30
	65 or older	25
	18 to 29	14
	30 to 39	15
	40 to 49	16
	50 to 64	30
	65 or older	25
<b>Ethnicity</b>	White / Caucasian	72
	Black or African American	12
	Hispanic or Latino/a	11
	Asian / Pacific Islander	3
	American Indian or Alaska Native	0
	Other (specified)	2
	Non-white	28
<b>Educational Attainment</b>	High school diploma or less	29
	Some college, but no degree	19
	Associate's degree, or two-year college degree	8
	Bachelor's degree, or four-year college degree	27
	Graduate degree	17
<b>7 Pt Party ID</b>	Strong Democrat	26
	Weak Democrat	8
	Ind Democrats	12
	Independents	11
	Ind Republicans	8
	Weak Republican	6
	Strong Republican	28
<b>Party ID</b>	Democrat	35
	Independent/Other	31
	Republican	34
<b>Allocated PID</b>	Strong + Weak + Indep Dems	47
	Independents	11
	Strong + Weak + Indep Repubs	42



<p style="text-align: center;">Change Research - CNBC "State of Play" Poll National Likely Voters July 10-12, 2020</p>		<p style="text-align: center;">Total Likely Voters</p>
<p><b>Do you plan to vote in the November election for President and other state and local offices?</b></p>	<p><b>Yes, definitely</b></p>	<p style="text-align: center;">96</p>
	<p><b>Yes, probably</b></p>	<p style="text-align: center;">2</p>
	<p><b>Maybe (50-50)</b></p>	<p style="text-align: center;">1</p>
	<p><b>No, probably not</b></p>	<p style="text-align: center;">0</p>
	<p><b>No, definitely not</b></p>	<p style="text-align: center;">0</p>
<p><b>In the November 2016 election, did you vote for:</b></p>	<p><b>Hillary Clinton, the Democrat</b></p>	<p style="text-align: center;">44</p>
	<p><b>Donald Trump, the Republican</b></p>	<p style="text-align: center;">40</p>
	<p><b>Did not vote</b></p>	<p style="text-align: center;">11</p>
	<p><b>Gary Johnson, the Libertarian</b></p>	<p style="text-align: center;">3</p>
	<p><b>Jill Stein, the Green Party</b></p>	<p style="text-align: center;">1</p>
<p><b>Were you able to vote in the 2018 election for U.S. Congress, or for some reason were you unable to vote?</b></p>	<p><b>Voted</b></p>	<p style="text-align: center;">83</p>
	<p><b>Did not vote</b></p>	<p style="text-align: center;">15</p>
	<p><b>Not registered/Ineligible/Too young</b></p>	<p style="text-align: center;">2</p>