




Change Research - CNBC "State of Play" Poll Battleground Likely Voters August 21-23, 2020			Respondents
Sample Size (Weighted)	±1.4%		4904
Total Biden v. Trump Ballot	Joe Biden, the Democrat		49
	Donald Trump, the Republican		46
	Jo Jorgensen, the Libertarian		2
	Howie Hawkins, the Green Party		1
	Not sure		2
	Would not vote		0
[MI] Total Senate Ballot	Gary Peters, the Democrat		50
	John James, the Republican		45
	Not sure		5
	Would not vote		1
[NC] Total Senate Ballot	Cal Cunningham, the Democrat		52
	Thom Tillis, the Republican		42
	Not sure		5
	Would not vote		1
How favorable are your feelings about each of the following people and organizations?			
Donald Trump	Very favorable		38
	Somewhat favorable		7
	Neutral		2
	Somewhat unfavorable		2
	Very unfavorable		49
	Never heard of them		1
	Total Favorable		46
	Total Unfavorable		51
	Net Favorable		-6
Joe Biden	Very favorable		33
	Somewhat favorable		13
	Neutral		5
	Somewhat unfavorable		5
	Very unfavorable		44
	Never heard of them		1
	Total Favorable		45

Change Research - CNBC "State of Play" Poll Battleground Likely Voters August 21-23, 2020			Respondents
	Total Unfavorable	49	
	Net Favorable	-4	
Pharmaceutical drug companies	Very favorable	3	
	Somewhat favorable	9	
	Neutral	21	
	Somewhat unfavorable	29	
	Very unfavorable	37	
	Never heard of them	0	
	Total Favorable	12	
	Total Unfavorable	67	
	Net Favorable	-55	
Kamala Harris	Very favorable	34	
	Somewhat favorable	10	
	Neutral	6	
	Somewhat unfavorable	4	
	Very unfavorable	44	
	Never heard of them	2	
	Total Favorable	44	
	Total Unfavorable	48	
	Net Favorable	-4	
Mike Pence	Very favorable	35	
	Somewhat favorable	8	
	Neutral	7	
	Somewhat unfavorable	5	
	Very unfavorable	44	
	Never heard of them	1	
	Total Favorable	43	
	Total Unfavorable	49	
	Net Favorable	-6	
The U.S. Postal Service	Very favorable	46	
	Somewhat favorable	20	
	Neutral	20	
	Somewhat unfavorable	9	
	Very unfavorable	5	

Change Research - CNBC "State of Play" Poll Battleground Likely Voters August 21-23, 2020			Respondents
	Never heard of them	0	
	Total Favorable	66	
	Total Unfavorable	14	
	Net Favorable	53	
Teachers	Very favorable	56	
	Somewhat favorable	18	
	Neutral	13	
	Somewhat unfavorable	9	
	Very unfavorable	4	
	Never heard of them	0	
	Total Favorable	73	
	Total Unfavorable	13	
	Net Favorable	60	
Teachers unions	Very favorable	32	
	Somewhat favorable	16	
	Neutral	16	
	Somewhat unfavorable	11	
	Very unfavorable	25	
	Never heard of them	1	
	Total Favorable	47	
	Total Unfavorable	36	
	Net Favorable	12	
In general, how would you rate the job that Donald Trump is doing as President?	Strongly approve	40	
	Somewhat approve	8	
	Somewhat disapprove	3	
	Strongly disapprove	49	
	Total approve	48	
	Total disapprove	52	
Which THREE of the following are the most important issues facing the country:	The economy, jobs and cost of living	50	
	COVID-19	41	
	Health care and drug costs	35	

Change Research - CNBC "State of Play" Poll Battleground Likely Voters August 21-23, 2020			Respondents
	Racism and discrimination	26	
	Medicare and Social Security	20	
	National security	20	
	Immigration	19	
	Climate change and the environment	19	
	Crime	18	
	Education	15	
	Guns	10	
	Taxes	9	
	The budget	9	
	Infrastructure	9	
How would you rate the current state of:			
The U.S. economy	Excellent	7	
	Good	33	
	Not so good	39	
	Poor	21	
	Excellent/Good	40	
	Poor/Not so good	60	
Your personal finances	Excellent	16	
	Good	56	
	Not so good	20	
	Poor	8	
	Excellent/Good	72	
	Poor/Not so good	28	
The stock market	Excellent	18	
	Good	53	
	Not so good	23	
	Poor	6	
	Excellent/Good	71	
	Poor/Not so good	29	
Your savings	Excellent	14	
	Good	47	
	Not so good	26	

Change Research - CNBC "State of Play" Poll Battleground Likely Voters August 21-23, 2020			Respondents
	Poor		13
	Excellent/Good		61
	Poor/Not so good		39
The U.S. job market	Excellent		8
	Good		33
	Not so good		38
	Poor		20
	Excellent/Good		41
	Poor/Not so good		59
Your own job security	Excellent		32
	Good		44
	Not so good		14
	Poor		10
	Excellent/Good		76
	Poor/Not so good		24
Looking ahead to the next year, how do you feel about each of the following:			
The U.S. economy	Very confident and optimistic		21
	Somewhat confident and optimistic		27
	Somewhat worried and uncertain		29
	Very worried and uncertain		22
	Total confident/optimistic		48
	Total worried/uncertain		52
Your personal finances	Very confident and optimistic		22
	Somewhat confident and optimistic		43
	Somewhat worried and uncertain		24
	Very worried and uncertain		10
	Total confident/optimistic		65
	Total worried/uncertain		35

<p>Change Research - CNBC "State of Play" Poll Battleground Likely Voters August 21-23, 2020</p>		<p>Respondents</p>
Your wages rising	Very confident and optimistic	15
	Somewhat confident and optimistic	36
	Somewhat worried and uncertain	29
	Very worried and uncertain	20
	Total confident/optimistic	52
	Total worried/uncertain	48
Your health care costs	Very confident and optimistic	12
	Somewhat confident and optimistic	33
	Somewhat worried and uncertain	33
	Very worried and uncertain	21
	Total confident/optimistic	46
	Total worried/uncertain	54
Your own job security	Very confident and optimistic	35
	Somewhat confident and optimistic	37
	Somewhat worried and uncertain	17
	Very worried and uncertain	11
	Total confident/optimistic	73
	Total worried/uncertain	27
The unemployment rate	Very confident and optimistic	17
	Somewhat confident and optimistic	27
	Somewhat worried and uncertain	30
	Very worried and uncertain	26
	Total confident/optimistic	44
	Total worried/uncertain	56
<p>Do you approve or disapprove of the job Donald Trump is doing handling each of the following issues:</p>		


Change Research - CNBC "State of Play" Poll
 Battleground Likely Voters
 August 21-23, 2020



Respondents


The coronavirus	Strongly approve	31
	Somewhat approve	16
	Somewhat disapprove	2
	Strongly disapprove	50
	Total approve	47
	Total disapprove	53
The economy	Strongly approve	41
	Somewhat approve	10
	Somewhat disapprove	10
	Strongly disapprove	39
	Total approve	51
	Total disapprove	49
Helping your pocketbook	Strongly approve	36
	Somewhat approve	14
	Somewhat disapprove	9
	Strongly disapprove	40
	Total approve	51
	Total disapprove	49
The stock market	Strongly approve	39
	Somewhat approve	17
	Somewhat disapprove	15
	Strongly disapprove	29
	Total approve	56
	Total disapprove	44
Ensuring schools reopen safely	Strongly approve	31
	Somewhat approve	17
	Somewhat disapprove	4
	Strongly disapprove	48
	Total approve	48
	Total disapprove	52


Change Research - CNBC "State of Play" Poll Battleground Likely Voters August 21-23, 2020		Respondents
Who do you think would do a better job handling each of the following: Donald Trump and Republicans - or - Joe Biden and Democrats?		
Handling the coronavirus	Trump and Republicans much more	40
	Trump and Republicans somewhat more	8
	Biden and Democrats somewhat more	7
	Biden and Democrats much more	45
	Trump & GOP more	49
	Biden & Dems more	51
Recovering from the economic impact of coronavirus	Trump and Republicans much more	46
	Trump and Republicans somewhat more	5
	Biden and Democrats somewhat more	12
	Biden and Democrats much more	38
	Trump & GOP more	51
	Biden & Dems more	49
Getting people back to work	Trump and Republicans much more	46
	Trump and Republicans somewhat more	5
	Biden and Democrats somewhat more	14
	Biden and Democrats much more	35
	Trump & GOP more	51
	Biden & Dems more	49
Ensuring schools reopen safely	Trump and Republicans much more	39
	Trump and Republicans somewhat more	9
	Biden and Democrats somewhat more	10

<p>Change Research - CNBC "State of Play" Poll Battleground Likely Voters August 21-23, 2020</p>		<p>Respondents</p>
	Biden and Democrats much more	42
	Trump & GOP more	48
	Biden & Dems more	52
Did you watch the Democratic National Convention this week?	Yes, all of it	22
	Yes, part of it	35
	No	43
	Total Yes	57
Do you plan to watch the Republican National Convention next week?	Yes, all of it	26
	Yes, part of it	33
	No	41
	Total Yes	59
How well does each of the following attributes describe Joe Biden?		
Cares about people like me	Very well	37
	Somewhat well	12
	Not too well	10
	Not at all	41
	Total well	49
	Total not well	51
A typical politician	Very well	48
	Somewhat well	25
	Not too well	14
	Not at all	13
	Total well	73
	Total not well	27
Experienced	Very well	48
	Somewhat well	14
	Not too well	15
	Not at all	22
	Total well	62

Change Research - CNBC "State of Play" Poll Battleground Likely Voters August 21-23, 2020			Respondents
	Total not well		38
Is too liberal	Very well		40
	Somewhat well		14
	Not too well		18
	Not at all		28
	Total well		54
	Total not well		46
Has a plan for the economy	Very well		30
	Somewhat well		19
	Not too well		11
	Not at all		41
	Total well		49
	Total not well		51
Will keep us safe	Very well		35
	Somewhat well		16
	Not too well		8
	Not at all		42
	Total well		50
	Total not well		50
Can bring our country together	Very well		32
	Somewhat well		16
	Not too well		9
	Not at all		43
	Total well		48
	Total not well		52
Can handle a crisis such as COVID-19	Very well		38
	Somewhat well		13
	Not too well		9
	Not at all		40
	Total well		51
	Total not well		49


Change Research - CNBC "State of Play" Poll Battleground Likely Voters August 21-23, 2020		Respondents
[IF WATCHED CONVENTION] In general, what was your reaction to Joe Biden's acceptance speech?	Very positive	60
	Somewhat positive	11
	Somewhat negative	13
	Very negative	17
	Total positive	71
	Total negative	29
Do you approve or disapprove of the job Governor Doug Ducey is doing handling the coronavirus?	Strongly approve	8
	Somewhat approve	31
	Somewhat disapprove	29
	Strongly disapprove	33
	Total approve	39
	Total disapprove	61
Do you approve or disapprove of the job Governor Ron DeSantis is doing handling the coronavirus?	Strongly approve	33
	Somewhat approve	15
	Somewhat disapprove	10
	Strongly disapprove	42
	Total approve	49
	Total disapprove	51
Do you approve or disapprove of the job Governor Gretchen Whitmer is doing handling the coronavirus?	Strongly approve	46
	Somewhat approve	8
	Somewhat disapprove	5
	Strongly disapprove	40
	Total approve	55
	Total disapprove	45
Do you approve or disapprove of the job Governor Roy Cooper is doing handling the coronavirus?	Strongly approve	39
	Somewhat approve	17
	Somewhat disapprove	11
	Strongly disapprove	34

Change Research - CNBC "State of Play" Poll Battleground Likely Voters August 21-23, 2020		Respondents
	Total approve	56
	Total disapprove	44
Do you approve or disapprove of the job Governor Tom Wolf is doing handling the coronavirus?	Strongly approve	36
	Somewhat approve	15
	Somewhat disapprove	7
	Strongly disapprove	42
	Total approve	51
	Total disapprove	49
Do you approve or disapprove of the job Governor Tony Evers is doing handling the coronavirus?	Strongly approve	31
	Somewhat approve	23
	Somewhat disapprove	9
	Strongly disapprove	38
	Total approve	54
	Total disapprove	46
How serious are your concerns about the coronavirus disease?	Very serious concerns	45
	Somewhat serious concerns	20
	Minor concerns	23
	No concerns at all	11
	Total serious concerns	66
Thinking about the impact of the coronavirus, do you think:	Things are getting better	39
	Things are getting worse	39
	Not sure	21
Do you personally know anyone who has been diagnosed with the coronavirus, or not? Select all that apply.	Yes, me personally	4
	Yes, a family member	23
	Yes, a close friend	26
	Yes, a coworker	18
	Yes, a member of my local community	32
	None of the above	33


Change Research - CNBC "State of Play" Poll Battleground Likely Voters August 21-23, 2020		Respondents
	Total Me/Know someone	67
Have you or someone in your household lost wages or had your salary cut as a result of the coronavirus outbreak? Select all that apply.	Yes, me personally	25
	Yes, someone in my household	28
	No	54
	Total Me/Household	46
[IF HOUSEHOLD WAGE LOSS] Are you or someone in your household currently experiencing lost wages or a salary cut as a result of the coronavirus outbreak? Select all that apply.	Yes, me personally	37
	Yes, someone in my household	40
	No	31
% of total LV	Me/Household Lost Wages - CURRENT	29
	No Household Wage Loss - CURRENT	71
Have you or someone in your household lost your job or been furloughed as a result of the coronavirus outbreak? Select all that apply.	Yes, me personally	16
	Yes, someone in my household	21
	No	67
	Total Me/Household	33
[IF HOUSEHOLD JOB LOSS] Are you or someone in your household currently experiencing a lost job or furlough as a result of the coronavirus outbreak? Select all that apply.	Yes, me personally	32
	Yes, someone in my household	43
	No	33
% of total LV	Me/Household Lost Job - CURRENT	20
	No Household Job Loss - CURRENT	80
Is {STATE} reopening too quickly, not quickly enough, or at the right pace?	Too quickly	34
	Not quickly enough	39
	At the right pace	27


Change Research - CNBC "State of Play" Poll Battleground Likely Voters August 21-23, 2020			Respondents
Thinking about the impact of the coronavirus, are you currently experiencing any of the following? Select all that apply.		Low inventory at stores and online	69
		Increased prices for supplies at stores and online	66
		Spent money I was saving	38
		Receiving a discount or rebate on your car insurance	34
		School closures	28
		Fewer hours at work	17
		Gone into debt	13
		Receiving unemployment benefits	8
		Unable to pay rent or a mortgage payment	6
In your opinion, are the following activities safe at this stage of the coronavirus outbreak?			
Letting students return to school	Safe	40	
	Unsafe	47	
	Not sure	12	
Children going to daycare	Safe	38	
	Unsafe	42	
	Not sure	20	
Go to work at your workplace	Safe	56	
	Unsafe	24	
	Not sure	20	
Go to a public beach	Safe	62	
	Unsafe	24	
	Not sure	15	
Go to a hair or nail salon	Safe	59	
	Unsafe	25	
	Not sure	16	
Go to a bar	Safe	33	
	Unsafe	56	
	Not sure	12	
Dine-in at a restaurant	Safe	52	


Change Research - CNBC "State of Play" Poll Battleground Likely Voters August 21-23, 2020		Respondents
	Unsafe	35
	Not sure	13
Go shopping	Safe	68
	Unsafe	17
	Not sure	15
Use public transportation like a bus or train	Safe	32
	Unsafe	46
	Not sure	23
Take a flight	Safe	37
	Unsafe	43
	Not sure	20
Stay in a hotel	Safe	55
	Unsafe	25
	Not sure	21
Take a rideshare like Uber or Lyft	Safe	38
	Unsafe	35
	Not sure	27
Go to a movie theater	Safe	35
	Unsafe	49
	Not sure	16
Attend an indoor campaign rally	Safe	33
	Unsafe	56
	Not sure	11
Please select all that apply:	I have children enrolled in daycare or pre-school	4
	I have children enrolled in K-12 school	20
	I have children enrolled in a college, university, or technical school	9
	I am currently enrolled in a college, university, or technical school	6
	None of the above	68

Change Research - CNBC "State of Play" Poll Battleground Likely Voters August 21-23, 2020		Respondents
[IF K-12 PARENTS] How are your children returning to school this year?	Full-time in-person instruction	28
	A mix of in-person instruction and virtual learning	26
	Full-time virtual learning	46
[IF K-12 PARENTS] How do you believe your child's school should reopen at this stage of the coronavirus?	Full-time in-person instruction	47
	A mix of in-person instruction and virtual learning	21
	Full-time virtual learning	31
[IF K-12 PARENTS] Thinking about returning to school, which of the following apply to you? Select all that apply.	I rely on my child's school to provide meals.	13
	I lack a reliable internet connection for virtual learning.	10
	I will need to quit a job or work fewer hours if schools don't reopen this year.	24
	My child's school gave parents a choice about how to return to school.	77
Do you agree or disagree with each of these statements about schools re-opening?		
The benefits of children socializing outweigh the risk of COVID-19.	Agree	46
	Disagree	54
Children are highly unlikely to contract COVID-19.	Agree	33
	Disagree	67
Children do not spread COVID-19.	Agree	20
	Disagree	80
Full-time in person education will not be safe for our community until there is a COVID-19 vaccine.	Agree	47
	Disagree	53
Full-time in person education will not be safe for our community until we have rapid COVID-19 testing.	Agree	54
	Disagree	46

Change Research - CNBC "State of Play" Poll Battleground Likely Voters August 21-23, 2020		Respondents
Teachers unions resisting returning to in-person education in some districts are mostly being reasonable and trying to protect their teachers and students.	Agree	56
	Disagree	44
Schools that reopen should require children and teachers to wear masks.	Agree	70
	Disagree	30
Colleges and universities should not charge students full price for virtual classes.	Agree	83
	Disagree	17
[IF FULL OR PART TIME SCHOOL] Which if any of these actions is your family taking in response to your choice or your school's choice to educate virtually? Select all that apply.	Assembling a learning “pod” with a few other families.	14
	Hiring a private tutor.	11
	Hiring additional childcare to supervise.	5
	Asking friends or family to help supervise.	36
	Quitting a job or working fewer hours to supervise.	30
	Buying additional technological devices.	47
	Looking to enroll my child in a school that is conducting in-person classes instead.	21
Thinking about the election in November, are you more likely to:	Vote by mail	33
	Vote in person before Election Day	24
	Vote in person on Election Day	39
	Not sure	4
For statistical purposes, what is your annual household income?	Under \$20,000	5
	\$20,000 to \$34,999	10
	\$35,000 to \$49,999	13
	\$50,000 to \$74,999	18
	\$75,000 to \$99,999	18
	\$100,000 to \$124,999	11
	\$125,000 or more	12
	Prefer not to say	12

Change Research - CNBC "State of Play" Poll Battleground Likely Voters August 21-23, 2020		Respondents
How often do you think about what is going on with the stock market indexes, like the Dow Jones or S&P 500?	Multiple times a day	7
	Once a day	12
	A couple times a week	19
	Once a week	14
	Once a month	11
	A couple times a year	6
	Once a year	1
	Almost never	29
Would you describe yourself as:	Progressive	14
	Liberal	18
	Moderate	31
	Conservative	37
age_custom	18 to 29	12
	30 to 39	13
	40 to 49	15
	50 to 64	30
	65 or older	30
state_type	Rust Belt states	45
	Sunbelt states	55
cdc_county_urbanicity	large central metro	25
	large fringe metro	20
	medium metro	30
	micropolitan metro	8
	noncore	5
	small metro	12
greatdata_zip_urbanicity	R	33
	S	42
	U	24
Gender	Male	45
	Female	55
Age Range	18 to 34	19
	35 to 49	21

Change Research - CNBC "State of Play" Poll Battleground Likely Voters August 21-23, 2020		Respondents
	50 to 64	30
	65 or older	30
Ethnicity	American Indian or Alaska Native	1
	Asian / Pacific Islander	2
	Black or African American	10
	Hispanic or Latino/a	11
	Other	3
	White / Caucasian	75
Educational Attainment	High school diploma or less	27
	Some college, but no degree	20
	Associate's degree, or two-year college degree	10
	Bachelor's degree, or four-year college degree	26
	Graduate degree	16
State	AZ	8
	FL	31
	MI	15
	NC	16
	PA	21
	WI	10
7 Pt Party ID	Strong Democrat	30
	Weak Democrat	8
	Ind Democrats	9
	Independents	9
	Ind Republicans	9
	Weak Republican	5
	Strong Republican	30
Party ID	Democrat	38
	Independent/Other	28
	Republican	35
Allocated PID	Strong + Weak + Indep Dems	47
	Independents	9
	Strong + Weak + Indep Repubs	44

Change Research - CNBC "State of Play" Poll Battleground Likely Voters August 21-23, 2020		Respondents
Do you plan to vote in the November election for President and other state and local offices?	Yes, definitely	98
	Yes, probably	2
	Maybe (50-50)	1
	No, probably not	0
	No, definitely not	0
In the November 2016 election, did you vote for:	Hillary Clinton, the Democrat	44
	Donald Trump, the Republican	43
	Gary Johnson, the Libertarian	3
	Jill Stein, the Green Party	1
	Did not vote	9
Were you able to vote in the 2018 election for U.S. Congress, or for some reason were you unable to vote?	Voted	86
	Did not vote	12
	Not registered/Ineligible/Too young	3