

Change Research - CNBC "State of Play" Poll Battleground Likely Voters July 24-26, 2020		Total
Sample Size (Weighted)	±1.94%	2565
Total Biden v. Trump Ballot	Joe Biden, the Democrat	48
	Donald Trump, the Republican	45
	Jo Jorgensen, the Libertarian	4
	Howie Hawkins, the Green Party	1
	Not sure	3
	Would not vote	0
	Biden - Trump	3
[AZ] Total Senate Ballot	Mark Kelly, the Democrat	47
	Martha McSally, the Republican	45
	Not sure	7
	Would not vote	1
	Kelly (D) - McSally (R)	2
[MI] Total Senate Ballot	Gary Peters, the Democrat	48
	John James, the Republican	44
	Not sure	6
	Would not vote	2
	Peters (D) - James (R)	4
[NC] Total Senate Ballot	Cal Cunningham, the Democrat	52
	Thom Tillis, the Republican	40
	Not sure	7
	Would not vote	1
	Cunningham (D) - Tillis (R)	12
How favorable are your feelings about each of the following people and organizations?		
	Donald Trump	
	Very favorable	36
	Somewhat favorable	9

Change Research - CNBC "State of Play" Poll Battleground Likely Voters July 24-26, 2020		Total
	Neutral	3
	Somewhat unfavorable	3
	Very unfavorable	50
	Never heard of them	0
	Total Favorable	45
	Total Unfavorable	52
	Net Favorable	-8
Joe Biden	Very favorable	25
	Somewhat favorable	16
	Neutral	6
	Somewhat unfavorable	5
	Very unfavorable	47
	Never heard of them	1
	Total Favorable	41
	Total Unfavorable	52
	Net Favorable	-11
Pharmaceutical drug companies	Very favorable	2
	Somewhat favorable	7
	Neutral	21
	Somewhat unfavorable	31
	Very unfavorable	37
	Never heard of them	1
	Total Favorable	10
	Total Unfavorable	68
	Net Favorable	-59
In general, how would you rate the job that Donald Trump is doing as President?	Strongly approve	37
	Somewhat approve	10
	Somewhat disapprove	4
	Strongly disapprove	49

Change Research - CNBC "State of Play" Poll Battleground Likely Voters July 24-26, 2020		Total
	Approve of Trump	47
	Disapprove of Trump	53
Which THREE of the following are the most important issues facing the country:	The economy, jobs and cost of living	53
	COVID-19	47
	Health care and drug costs	36
	Racism and discrimination	31
	National security	24
	Medicare and Social Security	19
	Education	19
	Immigration	18
	Climate change and the environment	18
	Taxes	11
	Infrastructure	9
	Guns	9
	The budget	9
How would you rate the current state of:		
The U.S. economy	Excellent	4
	Good	32
	Not so good	41
	Poor	22
	Excellent/Good	36
	Not so good/Poor	64
Your personal finances	Excellent	12
	Good	56
	Not so good	23
	Poor	9
	Excellent/Good	68
	Not so good/Poor	32
The stock market	Excellent	8

Change Research - CNBC "State of Play" Poll
 Battleground Likely Voters
 July 24-26, 2020



Total


	Good	50
	Not so good	34
	Poor	7
	Excellent/Good	58
	Not so good/Poor	42
Your savings	Excellent	11
	Good	44
	Not so good	29
	Poor	15
	Excellent/Good	55
	Not so good/Poor	45
The U.S. job market	Excellent	6
	Good	31
	Not so good	41
	Poor	22
	Excellent/Good	37
	Not so good/Poor	63
Your own job security	Excellent	26
	Good	46
	Not so good	15
	Poor	13
	Excellent/Good	72
	Not so good/Poor	28
Your health care costs	Excellent	7
	Good	36
	Not so good	35
	Poor	22
	Excellent/Good	43


Change Research - CNBC "State of Play" Poll Battleground Likely Voters July 24-26, 2020		Total
	Not so good/Poor	57
Looking ahead to the next year, how do you feel about each of the following:		
The U.S. economy	Very confident and optimistic	16
	Somewhat confident and optimistic	27
	Somewhat worried and uncertain	31
	Very worried and uncertain	27
	Total Confident/Optimistic	43
	Total Worried/Uncertain	57
Your personal finances	Very confident and optimistic	19
	Somewhat confident and optimistic	41
	Somewhat worried and uncertain	27
	Very worried and uncertain	13
	Total Confident/Optimistic	60
	Total Worried/Uncertain	40
Your wages rising	Very confident and optimistic	11
	Somewhat confident and optimistic	33
	Somewhat worried and uncertain	31
	Very worried and uncertain	24
	Total Confident/Optimistic	45
	Total Worried/Uncertain	55
Your health care costs	Very confident and optimistic	10
	Somewhat confident and optimistic	31


Change Research - CNBC "State of Play" Poll Battleground Likely Voters July 24-26, 2020		Total
	Somewhat worried and uncertain	35
	Very worried and uncertain	25
	Total Confident/Optimistic	41
	Total Worried/Uncertain	59
Your own job security	Very confident and optimistic	30
	Somewhat confident and optimistic	36
	Somewhat worried and uncertain	20
	Very worried and uncertain	14
	Total Confident/Optimistic	66
	Total Worried/Uncertain	34
The unemployment rate	Very confident and optimistic	14
	Somewhat confident and optimistic	24
	Somewhat worried and uncertain	32
	Very worried and uncertain	30
	Total Confident/Optimistic	38
	Total Worried/Uncertain	62
Do you approve or disapprove of the job Donald Trump is doing handling each of the following issues:		
The coronavirus	Strongly approve	26
	Somewhat approve	19
	Somewhat disapprove	4
	Strongly disapprove	51
	Total approve	45
	Total disapprove	55
The economy	Strongly approve	36


Change Research - CNBC "State of Play" Poll Battleground Likely Voters July 24-26, 2020		Total
	Somewhat approve	14
	Somewhat disapprove	12
	Strongly disapprove	38
	Total approve	50
	Total disapprove	50
Helping your pocketbook	Strongly approve	30
	Somewhat approve	20
	Somewhat disapprove	10
	Strongly disapprove	40
	Total approve	50
	Total disapprove	50
The stock market	Strongly approve	32
	Somewhat approve	22
	Somewhat disapprove	16
	Strongly disapprove	29
	Total approve	55
	Total disapprove	45
Ensuring economic relief for COVID-19 goes to those who need it most, rather than the wealthy and well-connected	Strongly approve	30
	Somewhat approve	20
	Somewhat disapprove	7
	Strongly disapprove	42
	Total approve	50
	Total disapprove	50
How familiar are you with Joe Biden's economic plans?	Very familiar	30
	Somewhat familiar	46
	Only a little familiar	14
	Not at all familiar	10


Change Research - CNBC "State of Play" Poll Battleground Likely Voters July 24-26, 2020		Total
Who do you think would do a better job handling each of the following: Donald Trump and Republicans - or - Joe Biden and Democrats?		
Handling the coronavirus	Trump and Republicans much more	37
	Trump and Republicans somewhat more	11
	Biden and Democrats somewhat more	8
	Biden and Democrats much more	44
	Total Trump & Republicans	48
	Total Biden & Democrats	52
Recovering from the economic impact of coronavirus	Trump and Republicans much more	43
	Trump and Republicans somewhat more	7
	Biden and Democrats somewhat more	14
	Biden and Democrats much more	36
	Total Trump & Republicans	50
	Total Biden & Democrats	50
Keeping jobs in the U.S.	Trump and Republicans much more	45
	Trump and Republicans somewhat more	7
	Biden and Democrats somewhat more	21
	Biden and Democrats much more	27
	Total Trump & Republicans	53
	Total Biden & Democrats	47

Change Research - CNBC "State of Play" Poll Battleground Likely Voters July 24-26, 2020		Total
Getting people back to work	Trump and Republicans much more	44
	Trump and Republicans somewhat more	8
	Biden and Democrats somewhat more	17
	Biden and Democrats much more	31
	Total Trump & Republicans	52
	Total Biden & Democrats	48
Ensuring economic relief for COVID-19 goes to those who need it most, rather than the wealthy and well-connected	Trump and Republicans much more	35
	Trump and Republicans somewhat more	13
	Biden and Democrats somewhat more	11
	Biden and Democrats much more	41
	Total Trump & Republicans	48
	Total Biden & Democrats	52
[AZ] Do you approve or disapprove of the job Governor Doug Ducey is doing handling the coronavirus?	Strongly approve	8
	Somewhat approve	25
	Somewhat disapprove	25
	Strongly disapprove	42
	Total approve	33
	Total disapprove	67
[FL] Do you approve or disapprove of the job Governor Ron DeSantis is doing handling the coronavirus?	Strongly approve	29
	Somewhat approve	18
	Somewhat disapprove	9
	Strongly disapprove	45

Change Research - CNBC "State of Play" Poll Battleground Likely Voters July 24-26, 2020		Total
	Total approve	46
	Total disapprove	54
[MI] Do you approve or disapprove of the job Governor Gretchen Whitmer is doing handling the coronavirus?	Strongly approve	46
	Somewhat approve	9
	Somewhat disapprove	6
	Strongly disapprove	38
	Total approve	55
	Total disapprove	45
[NC] Do you approve or disapprove of the job Governor Roy Cooper is doing handling the coronavirus?	Strongly approve	34
	Somewhat approve	19
	Somewhat disapprove	11
	Strongly disapprove	36
	Total approve	53
	Total disapprove	47
[PA] Do you approve or disapprove of the job Governor Tom Wolf is doing handling the coronavirus?	Strongly approve	37
	Somewhat approve	19
	Somewhat disapprove	6
	Strongly disapprove	38
	Total approve	55
	Total disapprove	45
[WI] Do you approve or disapprove of the job Governor Tony Evers is doing handling the coronavirus?	Strongly approve	27
	Somewhat approve	26
	Somewhat disapprove	13
	Strongly disapprove	34
	Total approve	53

Change Research - CNBC "State of Play" Poll Battleground Likely Voters July 24-26, 2020		Total
	Total disapprove	47
How serious are your concerns about the coronavirus disease?	Very serious concerns	49
	Somewhat serious concerns	22
	Minor concerns	20
	No concerns at all	9
	Total serious concerns	71
Thinking about the impact of the coronavirus, do you think:	Things are getting better	28
	Things are getting worse	56
	Not sure	16
Thinking about the impact of coronavirus on you and your family, are you more concerned about the impact on your family's health and safety or the impact on your family's financial situation?	My family's health and safety much more	43
	My family's health and safety somewhat more	25
	My family's financial situation somewhat more	16
	My family's financial situation much more	16
	Health & Safety More	68
	Financial Situation More	32
Do you personally know anyone who has been diagnosed with the coronavirus, or not? Select all that apply.	Yes, me personally	5
	Yes, a family member	20
	Yes, a close friend	24
	Yes, a coworker	14
	Yes, a member of my local community	28
	None of the above	37
	Me/Someone I know TOTAL	63

Change Research - CNBC "State of Play" Poll Battleground Likely Voters July 24-26, 2020		Total
Have you or someone in your household lost wages or had your salary cut as a result of the coronavirus outbreak? Select all that apply.	Yes, me personally	25
	Yes, someone in my household	30
	No Household Wage Loss	52
	Me/Household Lost Wages- TOTAL	48
[IF YES HOUSEHOLD LOST WAGES] Are you or someone in your household currently experiencing lost wages or a salary cut as a result of the coronavirus outbreak? Select all that apply.	Yes, me personally	39
	Yes, someone in my household	44
	No	27
[% of TOTAL LV]	Me/Household Lost Wages - CURRENT	35
	No Household Wage Loss - CURRENT	65
Have you or someone in your household lost your job or been furloughed as a result of the coronavirus outbreak? Select all that apply.	Yes, me personally	17
	Yes, someone in my household	25
	No Household Job Loss - TOTAL	63
	Me/Household Lost Job - TOTAL	37
[IF YES HOUSEHOLD LOST JOB] Are you or someone in your household currently experiencing a lost job or furlough as a result of the coronavirus outbreak? Select all that apply.	Yes, me personally	31
	Yes, someone in my household	46
	No	32
[% OF TOTAL LV]	Me/Household Lost Job - CURRENT	25

Change Research - CNBC "State of Play" Poll Battleground Likely Voters July 24-26, 2020		Total
	No Household Job Loss - CURRENT	75
Is {STATE} reopening too quickly, not quickly enough, or at the right pace?	Too quickly	43
	Not quickly enough	34
	At the right pace	22
What steps are you currently taking in response to the coronavirus? Select all that apply.	Taking precautions like handwashing	90
	Wearing a face mask in public	82
	Engaging in "social distancing"	81
	Avoiding crowds	77
	Not going to restaurants and bars	59
	Purchasing medical supplies (medicine, sanitizer, masks)	54
	Sheltering at home	49
	Working from home	27
	Making long-term plans to deal with closed schools, daycares, and workplaces	25
Thinking about the impact of the coronavirus, are you currently experiencing any of the following? Select all that apply.	Low inventory at stores and online	84
	Increased prices for supplies at stores and online	69
	Spent money I was saving	41
	School closures	32
	A decrease in the value of my investments	30
	Fewer hours at work	18
	Gone into debt	11
	Missed rent or mortgage payment	6
In your opinion, are the following activities safe at this stage of the coronavirus outbreak?		

**Change Research - CNBC "State of Play" Poll
 Battleground Likely Voters
 July 24-26, 2020**




Total


Letting students return to school	Safe	36
	Unsafe	53
	Not sure	12
Children going to daycare	Safe	32
	Unsafe	50
	Not sure	18
Go to work at your workplace	Safe	49
	Unsafe	31
	Not sure	20
Go to a public beach	Safe	53
	Unsafe	32
	Not sure	15
Go to a hair or nail salon	Safe	52
	Unsafe	33
	Not sure	15
Go to a bar	Safe	26
	Unsafe	62
	Not sure	12
Dine-in at a restaurant	Safe	42
	Unsafe	47
	Not sure	11
Go shopping	Safe	60
	Unsafe	23
	Not sure	17
Use public transportation like a bus or train	Safe	23
	Unsafe	56
	Not sure	21
Take a flight	Safe	28

Change Research - CNBC "State of Play" Poll Battleground Likely Voters July 24-26, 2020		Total
	Unsafe	55
	Not sure	17
Stay in a hotel	Safe	46
	Unsafe	33
	Not sure	21
Take a rideshare like Uber or Lyft	Safe	32
	Unsafe	43
	Not sure	25
Go to a movie theater	Safe	28
	Unsafe	58
	Not sure	14
Attend an indoor campaign rally	Safe	26
	Unsafe	61
	Not sure	13
How closely are you following the news about the development of a COVID-19 vaccine?	Very closely	50
	Somewhat closely	35
	Not too closely	9
	Not at all	6
How likely are you to get a vaccine for COVID-19 when one becomes available?	Definitely	33
	Probably	16
	Maybe	15
	Probably not	12
	Definitely not	24
Why are you unlikely to get a vaccine for COVID-19 when one becomes available? Please select all that apply.	I am worried it will not be safe.	71
	I don't think it will be necessary.	45
	I am worried I won't be able to afford it.	11


Change Research - CNBC "State of Play" Poll Battleground Likely Voters July 24-26, 2020		Total
	I am worried it won't be available for people like me.	9
	I already had COVID-19.	3
These are some proposals that some lawmakers have made for the next COVID-19 relief package. Do you support or oppose each of the following proposals:		
Giving corporations legal immunity from COVID-19 related lawsuits.	Strongly support	15
	Somewhat support	18
	Somewhat oppose	19
	Strongly oppose	39
	Not sure	9
	Total support	32
	Total oppose	58
Extending the \$600 a week enhanced unemployment benefits for those who have lost their jobs to COVID-19.	Strongly support	42
	Somewhat support	20
	Somewhat oppose	14
	Strongly oppose	21
	Not sure	2
	Total support	62
	Total oppose	36
An additional round of direct payments of up to \$1,200 for individuals making less than \$99,000.	Strongly support	57
	Somewhat support	23
	Somewhat oppose	9
	Strongly oppose	9
	Not sure	2
	Total support	80
	Total oppose	18
Funding for COVID-19 testing and contact tracing.	Strongly support	59

Change Research - CNBC "State of Play" Poll Battleground Likely Voters July 24-26, 2020		Total
	Somewhat support	18
	Somewhat oppose	8
	Strongly oppose	13
	Not sure	2
	Total support	77
	Total oppose	21
Reserving funding for K-12 education for schools that resume in-person classes in the fall.	Strongly support	34
	Somewhat support	20
	Somewhat oppose	10
	Strongly oppose	26
	Not sure	10
	Total support	54
	Total oppose	36
Relief to state and local governments facing budget shortfalls due to the coronavirus outbreak.	Strongly support	40
	Somewhat support	29
	Somewhat oppose	12
	Strongly oppose	16
	Not sure	4
	Total support	68
	Total oppose	28
Invest in expanding broadband internet access.	Strongly support	47
	Somewhat support	29
	Somewhat oppose	8
	Strongly oppose	9
	Not sure	7
	Total support	76
	Total oppose	17

Change Research - CNBC "State of Play" Poll Battleground Likely Voters July 24-26, 2020		Total
In response to recent protests, President Trump recently deployed federal law enforcement agents to American cities like Portland without the invitation of their mayors. Do you support or oppose this decision?	Strongly support	43
	Somewhat support	4
	Somewhat oppose	3
	Strongly oppose	49
	Not sure	1
	Total support	47
	Total oppose	52
For statistical purposes, what is your annual household income?	Under \$20,000	6
	\$20,000 to \$34,999	11
	\$35,000 to \$49,999	14
	\$50,000 to \$74,999	19
	\$75,000 to \$99,999	16
	\$100,000 to \$124,999	10
	\$125,000 or more	11
	Prefer not to say	12
How often do you think about what is going on with the stock market indexes, like the Dow Jones or S&P 500?	Multiple times a day	7
	Once a day	14
	A couple times a week	20
	Once a week	13
	Once a month	12
	A couple times a year	8
	Once a year	1
	Almost never	26
Would you describe yourself as:	Progressive	18
	Liberal	19
	Moderate	29
	Conservative	35
	Rust Belt states	45

Change Research - CNBC "State of Play" Poll Battleground Likely Voters July 24-26, 2020		Total
	Sunbelt states	55
CDC Urbanacity	Large Central Metro	23
	Large Fringe Metro	22
	Medium Metro	28
	Small Metro	13
	Micro Metro	8
	Non-Core	6
	Urban	25
	Suburban	39
	Rural	36
Gender	Male	45
	Female	55
Age Range	18 to 34	19
	35 to 49	22
	50 to 64	31
	65 or older	28
	18 to 29	13
	30 to 39	11
	40 to 49	17
	50 to 64	31
	65 or older	28
Ethnicity	White / Caucasian	75
	Black or African American	12
	Hispanic or Latino/a	9
	Asian / Pacific Islander	2
	American Indian or Alaska Native	0
	Other	2
	Non-white	25

Change Research - CNBC "State of Play" Poll Battleground Likely Voters July 24-26, 2020		Total
Educational Attainment	High school diploma or less	27
	Some college, but no degree	20
	Associate's degree, or two-year college degree	10
	Bachelor's degree, or four-year college degree	27
	Graduate degree	16
State	AZ	8
	FL	31
	MI	15
	NC	16
	PA	21
	WI	10
7 Pt Party ID	Strong Democrat	28
	Weak Democrat	8
	Ind Democrats	11
	Independents	9
	Ind Republicans	10
	Weak Republican	6
	Strong Republican	28
Party ID	Democrat	36
	Independent/Other	30
	Republican	34
Allocated PID	Strong + Weak + Indep Dems	47
	Independents	9
	Strong + Weak + Indep Repubs	44
Do you plan to vote in the November election for President and other state and local offices?	Yes, definitely	96
	Yes, probably	2
	Maybe (50-50)	1
	No, probably not	0
	No, definitely not	0

Change Research - CNBC "State of Play" Poll Battleground Likely Voters July 24-26, 2020		Total
In the November 2016 election, did you vote for:	Donald Trump, the Republican	44
	Hillary Clinton, the Democrat	43
	Did not vote	9
	Gary Johnson, the Libertarian	3
	Jill Stein, the Green Party	1
Were you able to vote in the 2018 election for U.S. Congress, or for some reason were you unable to vote?	Voted	84
	Did not vote	13
	Not registered/Ineligible/Too young	3