




<p>Change Research - CNBC "State of Play" Poll Battleground Likely Voters July 10-12, 2020</p>		<p>Total Likely Voters</p>
<p>Sample Size (Weighted)</p>	<p>MOE: ±1.49%</p>	<p>4332</p>
<p>Total Biden v. Trump Ballot</p>	<p>Joe Biden, the Democrat</p>	<p>49</p>
	<p>Donald Trump, the Republican</p>	<p>43</p>
	<p>Jo Jorgensen, the Libertarian</p>	<p>4</p>
	<p>Howie Hawkins, the Green Party</p>	<p>1</p>
	<p>Not sure</p>	<p>3</p>
	<p>Would not vote</p>	<p>0</p>
	<p>Biden - Trump</p>	<p>6</p>
<p>[AZ] Total Senate Ballot</p>	<p>Mark Kelly, the Democrat</p>	<p>52</p>
	<p>Martha McSally, the Republican</p>	<p>45</p>
	<p>Not sure</p>	<p>2</p>
	<p>Would not vote</p>	<p>1</p>
	<p>Kelly - McSally</p>	<p>7</p>
<p>[MI] Total Senate Ballot</p>	<p>Gary Peters, the Democrat</p>	<p>50</p>
	<p>John James, the Republican</p>	<p>43</p>
	<p>Not sure</p>	<p>5</p>
	<p>Would not vote</p>	<p>1</p>
	<p>Peters - James</p>	<p>7</p>
<p>[NC] Total Senate Ballot</p>	<p>Cal Cunningham, the Democrat</p>	<p>49</p>
	<p>Thom Tillis, the Republican</p>	<p>42</p>
	<p>Not sure</p>	<p>7</p>
	<p>Would not vote</p>	<p>2</p>
	<p>Cunningham - Tillis</p>	<p>7</p>
<p>How favorable are your feelings about each of the following people and organizations?</p>		
	<p>Donald Trump</p>	
	<p>Very favorable</p>	<p>34</p>
	<p>Somewhat favorable</p>	<p>8</p>
	<p>Neutral</p>	<p>3</p>
	<p>Somewhat unfavorable</p>	<p>2</p>
	<p>Very unfavorable</p>	<p>52</p>
	<p>Never heard of them</p>	<p>0</p>


<p>Change Research - CNBC "State of Play" Poll Battleground Likely Voters July 10-12, 2020</p>		<p>Total Likely Voters</p>
	Total Favorable	42
	Total Unfavorable	55
	Net Favorable	-12
Joe Biden	Very favorable	25
	Somewhat favorable	18
	Neutral	6
	Somewhat unfavorable	6
	Very unfavorable	44
	Never heard of them	0
	Total Favorable	43
	Total Unfavorable	51
	Net Favorable	-7
The Democratic Party	Very favorable	22
	Somewhat favorable	21
	Neutral	8
	Somewhat unfavorable	7
	Very unfavorable	43
	Never heard of them	0
	Total Favorable	42
	Total Unfavorable	50
	Net Favorable	-7
The Republican Party	Very favorable	23
	Somewhat favorable	16
	Neutral	8
	Somewhat unfavorable	9
	Very unfavorable	44
	Never heard of them	0
	Total Favorable	39
	Total Unfavorable	53
	Net Favorable	-14
Socialism	Very favorable	7
	Somewhat favorable	17
	Neutral	19


<p>Change Research - CNBC "State of Play" Poll Battleground Likely Voters July 10-12, 2020</p>		<p>Total Likely Voters</p>
	Somewhat unfavorable	7
	Very unfavorable	48
	Never heard of them	1
	Total Favorable	25
	Total Unfavorable	55
	Net Favorable	-30
Capitalism	Very favorable	37
	Somewhat favorable	18
	Neutral	18
	Somewhat unfavorable	14
	Very unfavorable	12
	Never heard of them	1
	Total Favorable	55
	Total Unfavorable	26
	Net Favorable	29
In general, how would you rate the job that Donald Trump is doing as President?	Strongly approve	35
	Somewhat approve	10
	Somewhat disapprove	4
	Strongly disapprove	51
	Approve of Trump	45
	Disapprove of Trump	55
Which THREE of the following are the most important issues facing the country:	The economy, jobs and cost of living	52
	COVID-19	46
	Health care and drug costs	37
	Racism and discrimination	32
	National security	22
	Immigration	19
	Education	18
	Climate change and the environment	17
	Medicare and Social Security	17
	Taxes	11
	Infrastructure	10

<p>Change Research - CNBC "State of Play" Poll Battleground Likely Voters July 10-12, 2020</p>		<p>Total Likely Voters</p>
	Guns	10
	The budget	9
How would you rate the current state of:		
The U.S. economy	Excellent	6
	Good	33
	Not so good	40
	Poor	21
	Excellent/Good	39
	Poor/Not so good	61
Your personal finances	Excellent	12
	Good	59
	Not so good	21
	Poor	8
	Excellent/Good	71
	Poor/Not so good	29
The stock market	Excellent	8
	Good	50
	Not so good	34
	Poor	8
	Excellent/Good	58
	Poor/Not so good	42
Your savings	Excellent	10
	Good	47
	Not so good	28
	Poor	14
	Excellent/Good	58
	Poor/Not so good	42
The U.S. job market	Excellent	7
	Good	33
	Not so good	40
	Poor	20


<p>Change Research - CNBC "State of Play" Poll Battleground Likely Voters July 10-12, 2020</p>		<p>Total Likely Voters</p>
	Excellent/Good	39
	Poor/Not so good	61
Your own job security	Excellent	27
	Good	48
	Not so good	15
	Poor	10
	Excellent/Good	75
	Poor/Not so good	25
Your health care costs	Excellent	6
	Good	34
	Not so good	36
	Poor	23
	Excellent/Good	41
	Poor/Not so good	59
Your freedom to move around	Excellent	18
	Good	35
	Not so good	31
	Poor	15
	Excellent/Good	53
	Poor/Not so good	47
The federal debt	Excellent	1
	Good	8
	Not so good	41
	Poor	50
	Excellent/Good	9
	Poor/Not so good	91
Looking ahead to the next year, how do you feel about each of the following:		
The U.S. economy	Very confident and optimistic	17
	Somewhat confident and optimistic	26
	Somewhat worried and uncertain	32


<p>Change Research - CNBC "State of Play" Poll Battleground Likely Voters July 10-12, 2020</p>		<p>Total Likely Voters</p>
	Very worried and uncertain	25
	Confident and optimistic	43
	Worried and uncertain	57
Your personal finances	Very confident and optimistic	19
	Somewhat confident and optimistic	43
	Somewhat worried and uncertain	26
	Very worried and uncertain	12
	Confident and optimistic	62
	Worried and uncertain	38
Your wages rising	Very confident and optimistic	13
	Somewhat confident and optimistic	34
	Somewhat worried and uncertain	33
	Very worried and uncertain	20
	Confident and optimistic	47
	Worried and uncertain	53
Your healthcare costs	Very confident and optimistic	9
	Somewhat confident and optimistic	31
	Somewhat worried and uncertain	35
	Very worried and uncertain	25
	Confident and optimistic	40
	Worried and uncertain	60
Your own job security	Very confident and optimistic	33
	Somewhat confident and optimistic	37
	Somewhat worried and uncertain	19
	Very worried and uncertain	12
	Confident and optimistic	70


<p>Change Research - CNBC "State of Play" Poll Battleground Likely Voters July 10-12, 2020</p>		<p>Total Likely Voters</p>
	Worried and uncertain	30
The unemployment rate	Very confident and optimistic	16
	Somewhat confident and optimistic	23
	Somewhat worried and uncertain	32
	Very worried and uncertain	29
	Confident and optimistic	39
	Worried and uncertain	61
Do you approve or disapprove of the job Donald Trump is doing handling each of the following issues:		
The coronavirus	Strongly approve	25
	Somewhat approve	17
	Somewhat disapprove	4
	Strongly disapprove	53
	Total approve	43
	Total disapprove	57
The economy	Strongly approve	35
	Somewhat approve	13
	Somewhat disapprove	12
	Strongly disapprove	40
	Total approve	48
	Total disapprove	52
Helping your pocketbook	Strongly approve	28
	Somewhat approve	19
	Somewhat disapprove	12
	Strongly disapprove	41
	Total approve	47
	Total disapprove	53
The stock market	Strongly approve	30
	Somewhat approve	22
	Somewhat disapprove	17
	Strongly disapprove	31

<p>Change Research - CNBC "State of Play" Poll Battleground Likely Voters July 10-12, 2020</p>		<p>Total Likely Voters</p>
	Total approve	51
	Total disapprove	49
		3
Immigration	Strongly approve	34
	Somewhat approve	10
	Somewhat disapprove	5
	Strongly disapprove	50
	Total approve	45
	Total disapprove	55
Ensuring economic relief for COVID-19 goes to those who need it most, rather than the wealthy and well-connected	Strongly approve	30
	Somewhat approve	17
	Somewhat disapprove	7
	Strongly disapprove	46
	Total approve	47
	Total disapprove	53
Making America respected around the globe	Strongly approve	35
	Somewhat approve	10
	Somewhat disapprove	4
	Strongly disapprove	51
	Total approve	45
	Total disapprove	55
Who do you think would do a better job handling each of the following: Donald Trump and Republicans - or - Joe Biden and Democrats?		
Handling the coronavirus	Trump and Republicans much more	37
	Trump and Republicans somewhat more	9
	Biden and Democrats somewhat more	9
	Biden and Democrats much more	44
	Trump/Republicans	46
	Biden/Dems	54

<p>Change Research - CNBC "State of Play" Poll Battleground Likely Voters July 10-12, 2020</p>		<p>Total Likely Voters</p>
<p>The economy</p>	<p>Trump and Republicans much more</p>	<p>43</p>
	<p>Trump and Republicans somewhat more</p>	<p>7</p>
	<p>Biden and Democrats somewhat more</p>	<p>19</p>
	<p>Biden and Democrats much more</p>	<p>31</p>
	<p>Trump/Republicans</p>	<p>50</p>
	<p>Biden/Dems</p>	<p>50</p>
<p>Putting the middle class first</p>	<p>Trump and Republicans much more</p>	<p>38</p>
	<p>Trump and Republicans somewhat more</p>	<p>8</p>
	<p>Biden and Democrats somewhat more</p>	<p>15</p>
	<p>Biden and Democrats much more</p>	<p>38</p>
	<p>Trump/Republicans</p>	<p>47</p>
	<p>Biden/Dems</p>	<p>53</p>
<p>Making health care more affordable</p>	<p>Trump and Republicans much more</p>	<p>34</p>
	<p>Trump and Republicans somewhat more</p>	<p>11</p>
	<p>Biden and Democrats somewhat more</p>	<p>16</p>
	<p>Biden and Democrats much more</p>	<p>39</p>
	<p>Trump/Republicans</p>	<p>45</p>
	<p>Biden/Dems</p>	<p>55</p>
<p>[AZ ONLY] Do you approve or disapprove of the job Governor Doug Ducey is doing handling the coronavirus?</p>	<p>Strongly approve</p>	<p>7</p>
	<p>Somewhat approve</p>	<p>22</p>
	<p>Somewhat disapprove</p>	<p>22</p>
	<p>Strongly disapprove</p>	<p>49</p>

<p>Change Research - CNBC "State of Play" Poll Battleground Likely Voters July 10-12, 2020</p>		<p>Total Likely Voters</p>
	Total approve	29
	Total disapprove	71
<p>[FL ONLY] Do you approve or disapprove of the job Governor Ron DeSantis is doing handling the coronavirus?</p>	Strongly approve	28
	Somewhat approve	16
	Somewhat disapprove	7
	Strongly disapprove	50
	Total approve	43
	Total disapprove	57
<p>[MI ONLY] Do you approve or disapprove of the job Governor Gretchen Whitmer is doing handling the coronavirus?</p>	Strongly approve	50
	Somewhat approve	6
	Somewhat disapprove	6
	Strongly disapprove	39
	Total approve	55
	Total disapprove	45
<p>[NC ONLY] Do you approve or disapprove of the job Governor Roy Cooper is doing handling the coronavirus?</p>	Strongly approve	32
	Somewhat approve	18
	Somewhat disapprove	12
	Strongly disapprove	38
	Total approve	51
	Total disapprove	49
<p>[PA ONLY] Do you approve or disapprove of the job Governor Tom Wolf is doing handling the coronavirus?</p>	Strongly approve	37
	Somewhat approve	18
	Somewhat disapprove	9
	Strongly disapprove	35
	Total approve	55
	Total disapprove	45
<p>[WI ONLY] Do you approve or disapprove of the job Governor Tony Evers is doing handling the coronavirus?</p>	Strongly approve	32
	Somewhat approve	23


<p>Change Research - CNBC "State of Play" Poll Battleground Likely Voters July 10-12, 2020</p>		<p>Total Likely Voters</p>
	Somewhat disapprove	10
	Strongly disapprove	34
	Total approve	56
	Total disapprove	44
How serious are your concerns about the coronavirus disease?	Very serious concerns	51
	Somewhat serious concerns	21
	Minor concerns	19
	No concerns at all	10
	Total serious concerns	71
Thinking about the impact of the coronavirus, do you think:	Things are getting better	27
	Things are getting worse	59
	Not sure	14
Thinking about the impact of coronavirus on you and your family, are you more concerned about the impact on your family's health and safety or the impact on your family's financial situation?	My family's health and safety much more	48
	My family's health and safety somewhat more	21
	My family's financial situation somewhat more	16
	My family's financial situation much more	14
	Health/safety more	70
	Financial situation more	30
Do you personally know anyone who has been diagnosed with the coronavirus, or not? Select all that apply.	Yes, me personally	4
	Yes, a family member	19
	Yes, a close friend	22
	Yes, a coworker	15
	Yes, a member of my local community	29
	None of the above	40
Have you or someone in your household lost wages or had your salary cut as a result of the coronavirus outbreak? Select all that apply.	Yes, me personally	26
	Yes, someone in my household	31


<p>Change Research - CNBC "State of Play" Poll Battleground Likely Voters July 10-12, 2020</p>		<p>Total Likely Voters</p>
	No Household Wage Loss - TOTAL	50
	Me/Household Lost Wages- TOTAL	50
[IF YES ME/HOUSEHOLD LOST WAGES] Are you or someone in your household currently experiencing lost wages or a salary cut as a result of the coronavirus outbreak? Select all that apply.	Yes, me personally	39
	Yes, someone in my household	44
	No	26
[% of TOTAL LV]	Me/Household Lost Wages - CURRENT	36
	No Household Wage Loss - CURRENT	64
Have you or someone in your household lost your job or been furloughed as a result of the coronavirus outbreak? Select all that apply.	Yes, me personally	17
	Yes, someone in my household	24
	No Household Job Loss - TOTAL	63
	Me/Household Lost Job - TOTAL	37
[IF YES ME/HOUSEHOLD LOST JOB] Are you or someone in your household currently experiencing a lost job or furlough as a result of the coronavirus outbreak? Select all that apply.	Yes, me personally	33
	Yes, someone in my household	48
	No	26
[% of TOTAL LV]	Me/Household Lost Job - CURRENT	26
	No Household Job Loss - CURRENT	74
Is {STATE} reopening too quickly, not quickly enough, or at the right pace?	Too quickly	45
	Not quickly enough	32
	At the right pace	23
What steps are you currently taking in response to the coronavirus? Select all that apply.	Taking precautions like handwashing	92
	Engaging in "social distancing"	81
	Avoiding crowds	79


<p>Change Research - CNBC "State of Play" Poll Battleground Likely Voters July 10-12, 2020</p>		<p>Total Likely Voters</p>
	Wearing a face mask in public	78
	Not going to restaurants and bars	61
	Purchasing medical supplies (medicine, sanitizer, masks)	55
	Sheltering at home	52
	Working from home	29
	Making long-term plans to deal with closed schools, daycares, and workplaces	24
<p>In your opinion, are the following activities safe at this stage of the coronavirus outbreak?</p>		
Letting students return to school	Safe	35
	Unsafe	53
	Not sure	13
Children going to daycare	Safe	30
	Unsafe	50
	Not sure	20
Go to work at your workplace	Safe	48
	Unsafe	32
	Not sure	20
Go to a public beach	Safe	49
	Unsafe	35
	Not sure	16
Go to a hair or nail salon	Safe	48
	Unsafe	36
	Not sure	16
Go to a bar	Safe	25
	Unsafe	65
	Not sure	10
Dine-in at a restaurant	Safe	39
	Unsafe	50
	Not sure	11
Go shopping	Safe	56


<p>Change Research - CNBC "State of Play" Poll Battleground Likely Voters July 10-12, 2020</p>		<p>Total Likely Voters</p>
	Unsafe	25
	Not sure	19
Use public transportation like a bus or train	Safe	22
	Unsafe	59
	Not sure	19
Take a flight	Safe	25
	Unsafe	56
	Not sure	18
Stay in a hotel	Safe	44
	Unsafe	33
	Not sure	24
Take a rideshare like Uber or Lyft	Safe	29
	Unsafe	44
	Not sure	27
Go to a movie theater	Safe	25
	Unsafe	60
	Not sure	14
Attend an indoor campaign rally	Safe	28
	Unsafe	62
	Not sure	10
Which TWO of the following should local governments work hardest to reopen safely?	Daycare and K-12 schools	74
	Retail stores	33
	Public transportation	33
	Indoor dining at restaurants	26
	Air travel	11
	Beaches	10
	Professional sports and entertainment venues	9
	Bars	5
Do you believe it will be safe for each of the following groups to resume in-person K-12 classes in the fall?		
	Students	Full-time in-person classes will be safe

<p>Change Research - CNBC "State of Play" Poll Battleground Likely Voters July 10-12, 2020</p>		<p>Total Likely Voters</p>
	Part-time in-person classes will be safe	13
	In-person classes will NOT be safe	43
	Not sure	11
Faculty and staff	Full-time in-person classes will be safe	33
	Part-time in-person classes will be safe	13
	In-person classes will NOT be safe	44
	Not sure	11
Parents	Full-time in-person classes will be safe	32
	Part-time in-person classes will be safe	12
	In-person classes will NOT be safe	42
	Not sure	14
Do you believe K-12 schools in your area will resume in-class education in the fall?	Full-time in-person classes will resume in the fall	26
	Part-time in-person classes will resume in the fall	24
	In-person classes will NOT resume in the fall	15
	Not sure	35
Should students at colleges and universities be charged full tuition for virtual classes?	Yes	16
	No	72
	Not sure	12
Donald Trump tweeted that he may withhold federal funding from K-12 schools that do not resume in-person classes this fall. Do you support or oppose this idea?	Strongly support	24
	Somewhat support	13
	Somewhat oppose	5
	Strongly oppose	55
	Not sure	2
	Total support	38

<p>Change Research - CNBC "State of Play" Poll Battleground Likely Voters July 10-12, 2020</p>		<p>Total Likely Voters</p>
	Total oppose	60
<p>In April, the Coronavirus Aid, Relief and Economic Security Act provided a cash payment of up to \$1,200 to individuals making less than \$99,00 a year (or up to \$2,400 for married couples making less than \$198,000) and an additional \$500 per child for parents. Do you support or oppose an additional round of direct payments to qualifying individuals to help deal with the economic impact of COVID-19?</p>	Strongly support	59
	Somewhat support	22
	Somewhat oppose	8
	Strongly oppose	8
	Not sure	3
	Total Support	81
	Total Oppose	16
<p>How many children under the age of 18 do you have that live at home with you?</p>	None	73
		1
		13
		2
		9
		3
		3
		4
		1
	5 or more	1
<p>For statistical purposes, what is your annual household income?</p>	Under \$20,000	5
	\$20,000 to \$34,999	13
	\$35,000 to \$49,999	15
	\$50,000 to \$74,999	20
	\$75,000 to \$99,999	17
	\$100,000 to \$124,999	9
	\$125,000 or more	10
	Prefer not to say	11
<p>How often do you think about what is going on with the stock market indexes, like the Dow Jones or S&P 500?</p>	Multiple times a day	7
	Once a day	12
	A couple times a week	19
	Once a week	14
	Once a month	11
	A couple times a year	6
	Once a year	1
	Almost never	30

<p>Change Research - CNBC "State of Play" Poll Battleground Likely Voters July 10-12, 2020</p>		<p>Total Likely Voters</p>
Would you describe yourself as:	Progressive	17
	Liberal	20
	Moderate	26
	Conservative	38
CDC Urbanacity	Large Central Metro	26
	Large Fringe Metro	21
	Medium Metro	28
	Small Metro	12
	Micropolitan Metro	9
	Non-Core	4
	Rural	35
	Suburban	40
	Urban	25
Gender	Male	45
	Female	55
Age Range	18 to 34	19
	35 to 49	23
	50 to 64	31
	65 or older	27
	18 to 29	11
	30 to 39	14
	40 to 49	17
	50 to 64	31
	65 or older	27
Ethnicity	White / Caucasian	74
	Black or African American	12
	Hispanic or Latino/a	9
	Asian / Pacific Islander	2
	American Indian or Alaska Native	0
	Other (specified)	2
	Non-white	26

<p>Change Research - CNBC "State of Play" Poll Battleground Likely Voters July 10-12, 2020</p>		<p>Total Likely Voters</p>
Educational Attainment	High school diploma or less	30
	Some college, but no degree	18
	Associate's degree, or two-year college degree	10
	Bachelor's degree, or four-year college degree	26
	Graduate degree	16
State	AZ	8
	FL	31
	MI	15
	NC	16
	PA	21
	WI	10
	Rust Belt states	45
	Sunbelt states	55
7 Pt Party ID	Strong Democrat	32
	Weak Democrat	7
	Ind Democrats	8
	Independents	10
	Ind Republicans	8
	Weak Republican	6
	Strong Republican	28
Party ID	Democrat	39
	Independent/Other	26
	Republican	35
Allocated PID	Strong + Weak + Indep Dems	47
	Independents	10
	Strong + Weak + Indep Repubs	43
Do you plan to vote in the November election for President and other state and local offices?	Yes, definitely	97
	Yes, probably	2
	Maybe (50-50)	1
	No, probably not	0
	No, definitely not	0
In the November 2016 election, did you vote for:	Hillary Clinton, the Democrat	44

<p>Change Research - CNBC "State of Play" Poll Battleground Likely Voters July 10-12, 2020</p>		<p>Total Likely Voters</p>
	<p>Donald Trump, the Republican</p>	<p>43</p>
	<p>Gary Johnson, the Libertarian</p>	<p>3</p>
	<p>Jill Stein, the Green Party</p>	<p>1</p>
	<p>Did not vote</p>	<p>10</p>
<p>Were you able to vote in the 2018 election for U.S. Congress, or for some reason were you unable to vote?</p>	<p>Voted</p>	<p>86</p>
	<p>Did not vote</p>	<p>11</p>
	<p>Not registered/Ineligible/Too young</p>	<p>3</p>